



**STATE OF NEVADA  
DEPARTMENT OF TAXATION**

**Web Site: <https://tax.nv.gov>**

1550 College Parkway, Suite 115  
Carson City, Nevada 89706-7937  
Phone: (775) 684-2000 Fax: (775) 684-2020

RENO OFFICE  
4600 Kietzke Lane  
Building L, Suite 235  
Reno, Nevada 89502  
Phone: (775) 687-9999  
Fax: (775) 688-1303

BRIAN SANDOVAL  
*Governor*  
JAMES DEVOLLD  
*Chair, Nevada Tax Commission*  
WILLIAM D. ANDERSON  
*Executive Director*

LAS VEGAS OFFICE  
Grant Sawyer Office Building, Suite 1300  
555 E. Washington Avenue  
Las Vegas, Nevada 89101  
Phone: (702) 486-2300 Fax: (702) 486-2373

HENDERSON OFFICE  
2550 Paseo Verde Parkway, Suite 180  
Henderson, Nevada 89074  
Phone: (702) 486-2300  
Fax: (702) 486-3377

Contact: Bill Anderson, Executive Director  
(775) 684-2060  
[andersonb@tax.state.nv.us](mailto:andersonb@tax.state.nv.us)

Stephanie Klapstein, Public Information Officer  
(775) 684-2199  
[sklapstein@tax.state.nv.us](mailto:sklapstein@tax.state.nv.us)

**JULY SALES & USE TAX REVENUE STATISTICS NEWS RELEASE**

October 9, 2018

**First month of the new fiscal year shows continued steady growth in statewide taxable sales, which totaled \$5.05 billion in July**

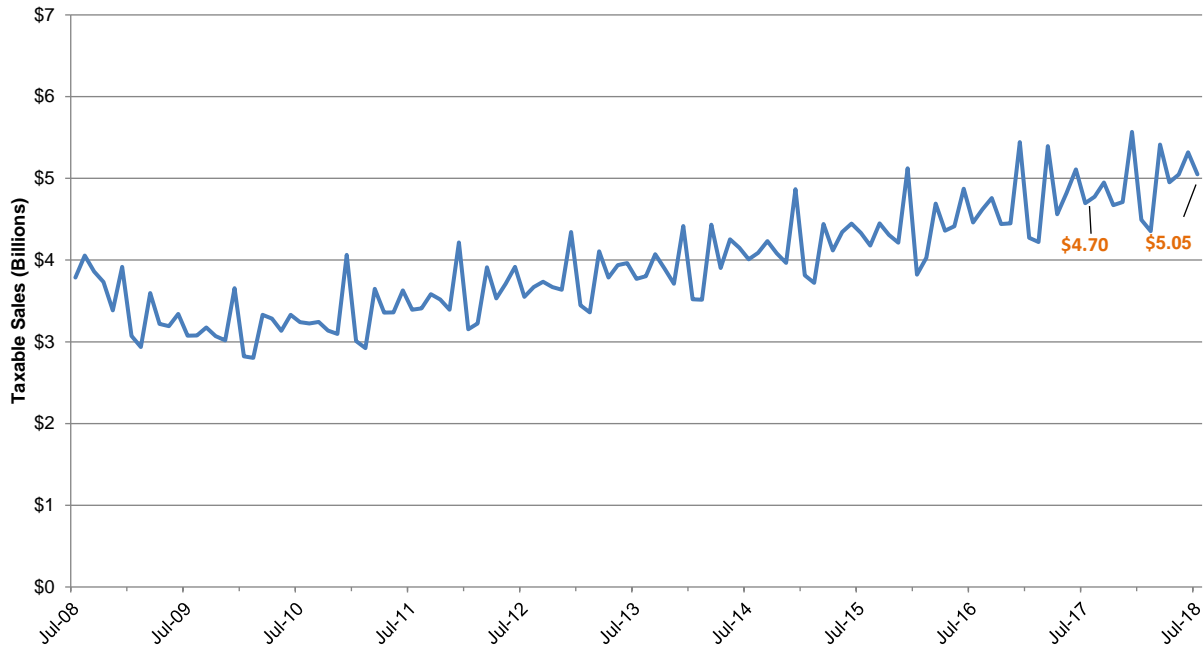
Statement from Bill Anderson, Executive Director, Nevada Department of Taxation

July marks the first month of the new fiscal year and it came with the same steady growth we have been observing for some time, boasting total statewide taxable sales of \$5.05 billion. This is up 7.5 percent from last July. Nevada's impressive period of taxable sales growth now sits at 97 months. This growth can be seen across the largest sales categories by volume, which performed well in July. Motor vehicle and parts dealers, the second largest category by volume, was up 5.3 percent over last July, while the most growth was seen by nonstore retailers, which was up 36 percent. Fourteen of Nevada's 17 counties experienced growth in July. Clark County, which accounts for about 72 percent of all taxable sales in the state, was up 8.8 percent and Washoe was up 7.2 percent. In terms of revenue collections, July activity added \$99.30 million to the state General Fund, up 10 percent over collections last July. Combined with other barometers of the economy—record job levels, declining initial claims for unemployment insurance, etc.—taxable sales trends confirm that the Silver State's economy remains strong as we head into the final months of calendar year 2018.

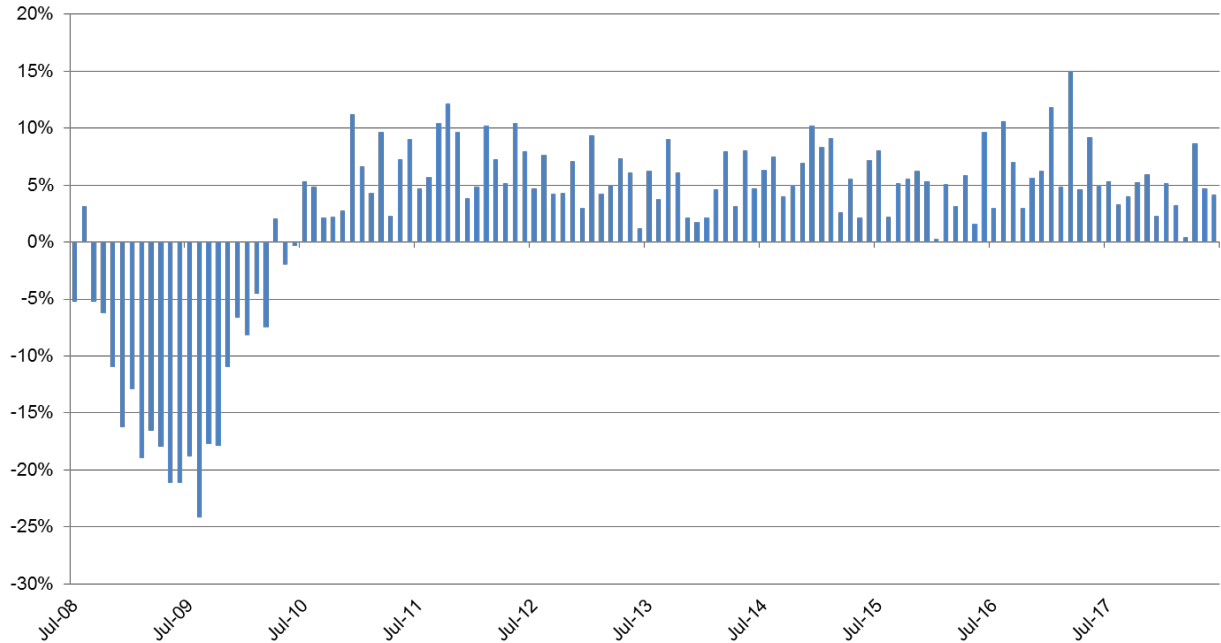
Highlights

- Total taxable sales for July were \$5.05 billion, a 7.5 percent increase over July 2017; Because July is the first month of the fiscal year, there are no cumulative (year-to-date) numbers to report
- July marks 97 consecutive months of growth in taxable sales for Nevada
- The top sales categories by volume were up for July; The most growth was seen by nonstore retailers and miscellaneous store retailers, at 36.1 percent and 22.1 percent, respectively
- Five categories make up nearly half of all taxable sales in the state, at a collective \$2.5 billion in July
- Fourteen of Nevada's 17 counties saw growth in July compared to last year; Ten counties saw double-digit growth for July; Clark was up 8.8 percent and Washoe up 7.2 percent
- The 2 percent state portion of sales and use taxes that goes to the General Fund totaled \$99.30 million for July and was up 10 percent from the same month last year

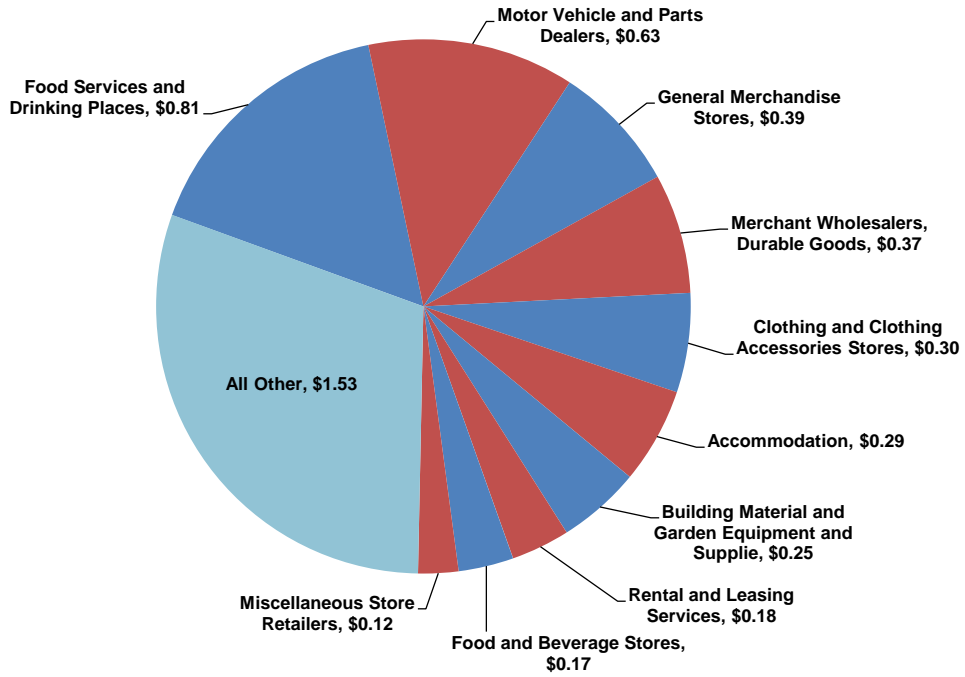
**Taxable sales were \$5.05B in July, up from \$4.70B a year ago**



**July taxable sales were up 7.5 percent vs. 2017;  
Nevada is now at 97 consecutive months of growth**

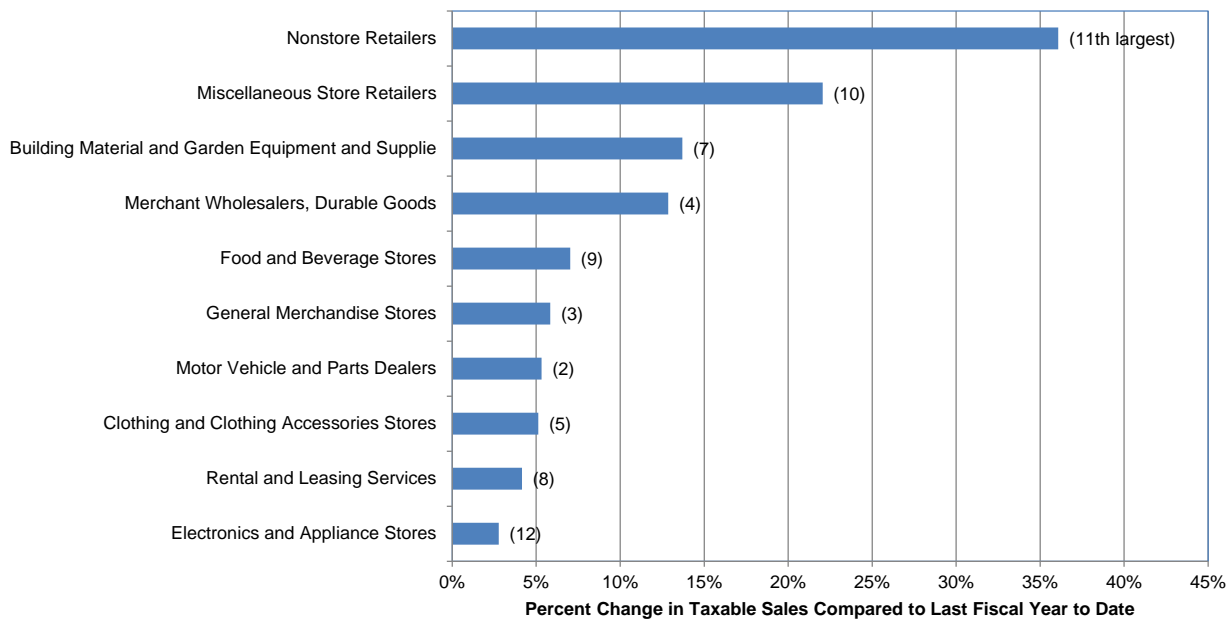


**Five categories made up nearly half of all taxable sales in July;  
 Food services and drinking places maintained top spot with sales of \$0.81B**



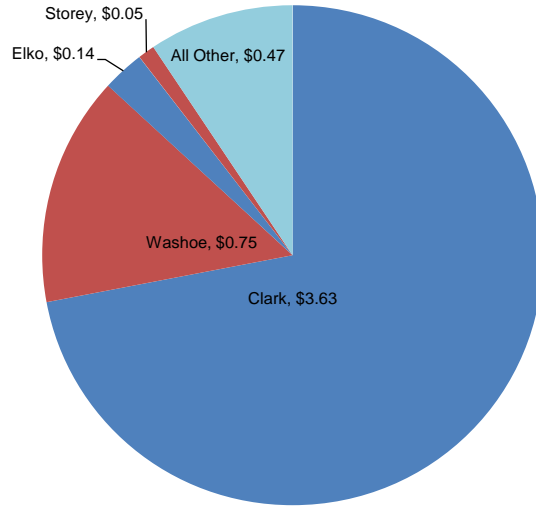
Taxable Sales FYTD (Billions)

**Nonstore retailers see largest gains in July, up 36 percent from last year**



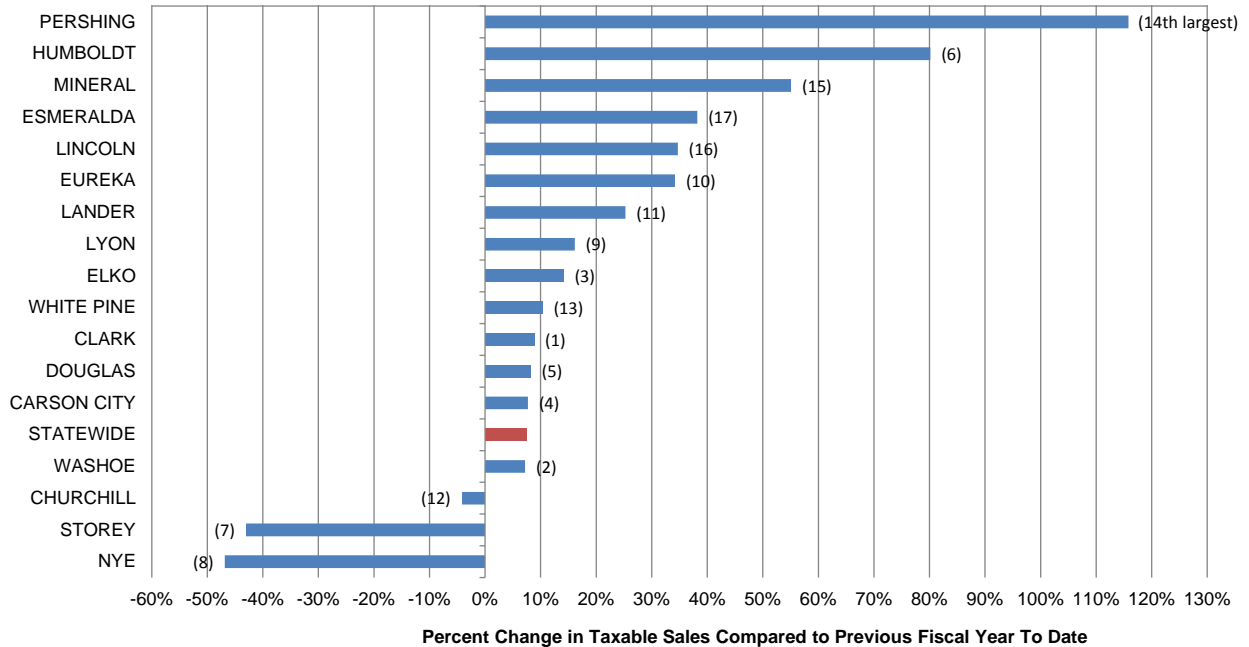
\* Food Services/Drinking Places and Accommodation categories have been excluded from this chart due to business changing NAICS categories that resulted in substantial decrease/increase in July for these categories that is unrelated to economic activity

**Clark County contributes about 72 percent of statewide taxable sales; Washoe, Elko, and Storey Counties also contributed sizable shares**



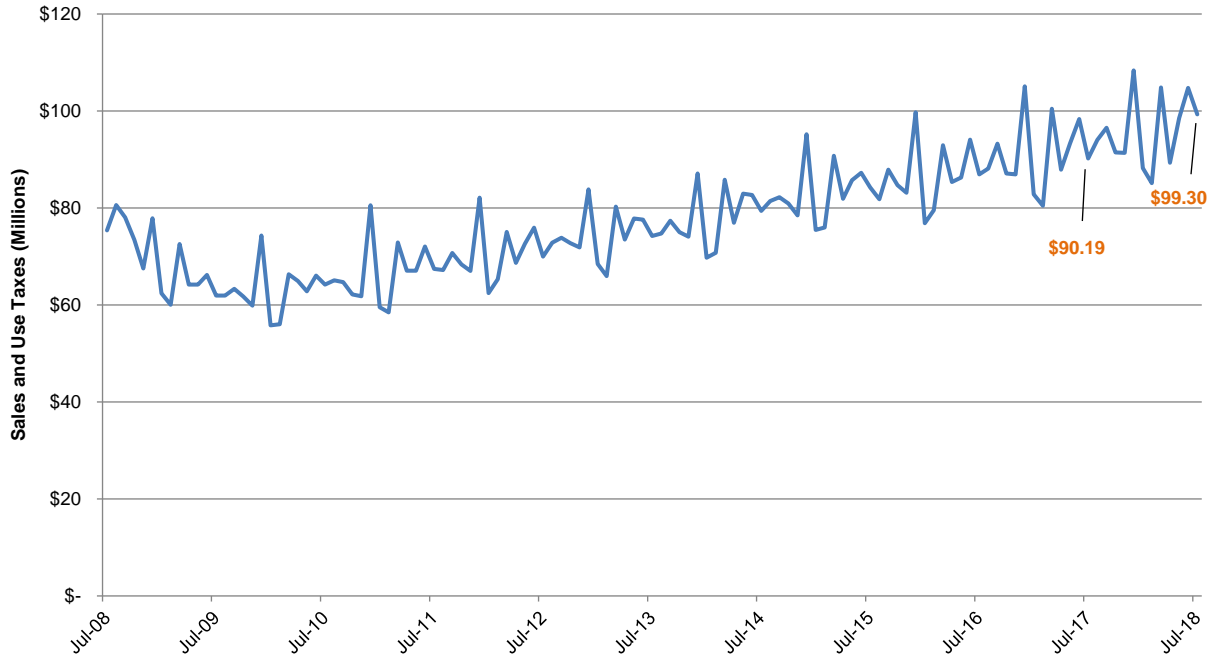
Taxable Sales FYTD (Billions)

**Clark and Washoe up more than seven percent in July; Rural counties see volatile gains and losses**



Percent Change in Taxable Sales Compared to Previous Fiscal Year To Date

**July General Fund sales tax collections = \$99.30M vs. \$90.19M a year ago;  
Up 10 percent over last July**



For more information, visit the Department's website at:  
[https://tax.nv.gov/Publications/Monthly\\_Press\\_Release/](https://tax.nv.gov/Publications/Monthly_Press_Release/)

###