

Nevada Bureau of Mines and Geology

SPECIAL PUBLICATION P-25

Major Mines of Nevada 2013

Mineral Industries in Nevada's Economy

By Rich Perry and Mike Visser

The Nevada Division of Minerals

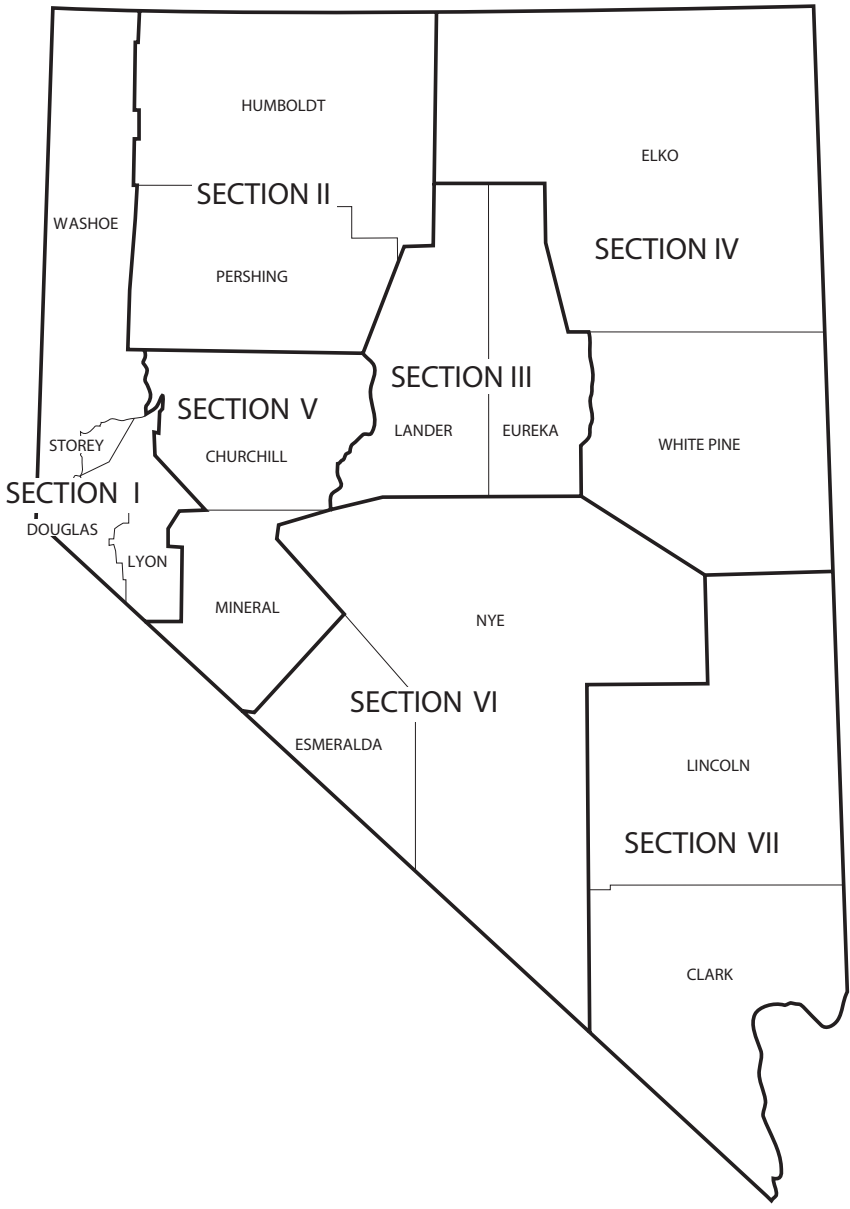
2014

This is the twenty-fifth of an annual series of summary reports on major mines of Nevada. Sand and gravel operations are not included. Information on employment and production for the calendar year 2013 was provided by the individual mine operators. The Nevada Division of Minerals maintains a complete register of Nevada mines. For further information, contact them at 400 W. King, Suite 106, Carson City, Nevada 89703 or call (775) 684-7040, fax (775) 684-7052, or visit their Web site at <http://minerals.nv.gov>.

College of Science
Mackay School of Earth Sciences and Engineering



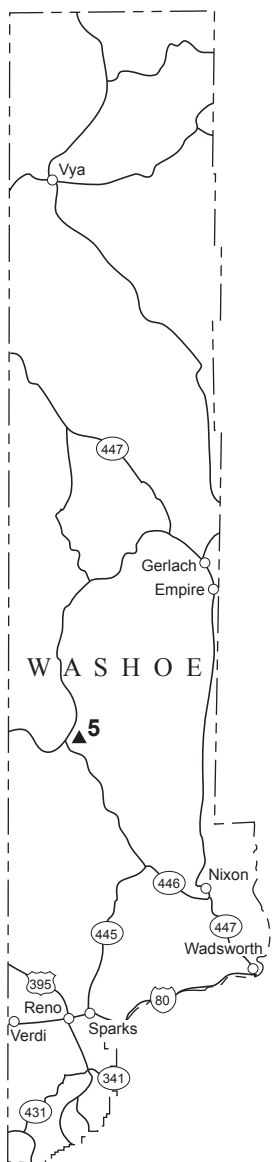
University of Nevada, Reno



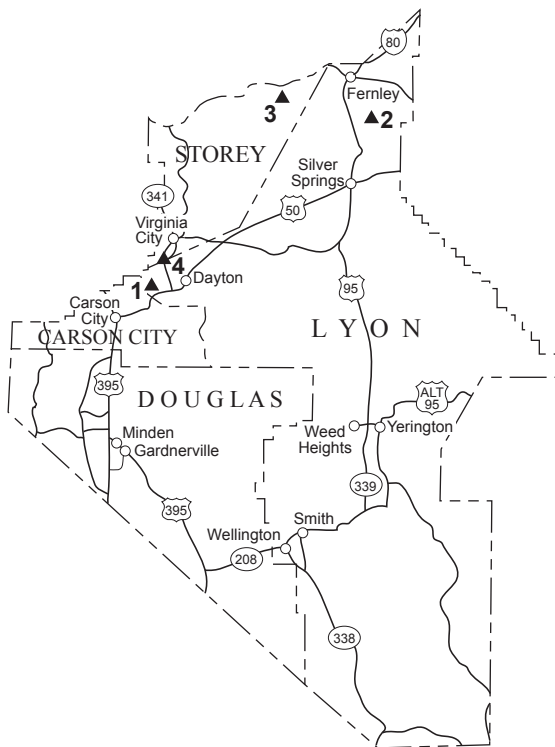
Contents

Major mines

Section I	
Lyon County	5
Storey County	5
Washoe County	5
Section II	
Humboldt County	6
Pershing County	8
Section III	
Eureka County	11
Lander County	12
Section IV	
Elko County	14
White Pine County	15
Section V	
Churchill County	17
Mineral County	17
Section VI	
Esmeralda County	18
Nye County	19
Section VII	
Clark County	21
Lincoln County	21
Summary of 2013 production	22
Economic impacts of mining in Nevada—2013	23
Major mines, oil fields, and geothermal plants, 2013 (map)	27
Index	28



0 10 20 30 40 50 Miles



0 5 10 15 20 25 Miles

Section I

Lyon County

Adams Claim Gypsum Mine (1)

Operator:

Art Wilson Co.
P.O. Box 20160
Carson City, NV 89721
775-882-0700 Fax: 882-0790
Company employees: 70
Contract employees: 1

Production:

Gypsum - 441,129 tons
Limestone

NCC Fernley Operations (2)

Operator:

Nevada Cement Co.
P.O. Box 840
Fernley, NV 89408
775-575-2281 Fax: 575-4387
Company employees: 117

Production:

Limestone

Storey County

Clark Mine (3)

Operator:

EP Minerals, LLC
640 Clark Station Rd.
Sparks, NV 89434
775-824-7700 Fax: 824-7715
Company employees: 4
Contract employees: 9

Production:

Diatomite

Lucerne Mine (4)

Operator:

Comstock Mining, Inc.
P.O. Box 1118
Virginia City, NV 89440
775-847-5272 Fax: 800-750-5740
Company employees: 118
Contract employees: 15

Production:

Gold - 17,739 ounces
Silver - 186,482 ounces

Washoe County

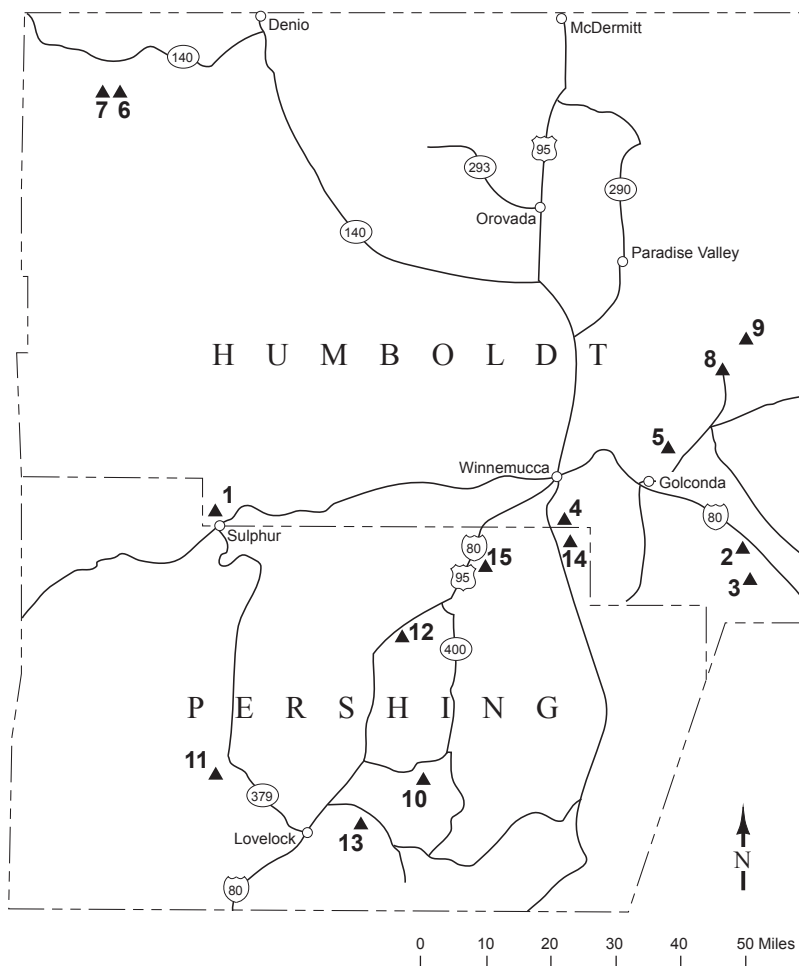
NCC Flanigan Mine (5)

Operator:

Nevada Cement Co.
P.O. Box 840
Fernley, NV 89408
775-575-2281 Fax: 575-4387

Production:

Specialty Clays



Section II

Humboldt County

Hycroft Mine (1)

Operator:

Allied Nevada Gold

P.O. Box 3030

Winnemucca, NV 89446

775-623-5260 Fax: 623-0215

Company employees: 472

Contract employees: 165

Production:

Gold - 181,941 oz

Silver - 858,073 oz

Lone Tree Complex (2)

Operator:

Newmont Mining Corp.

P.O. Box 388

Valmy, NV 89438

775-738-4000

Company employees: 56

Contract employees: 55

Production:

Gold - 22,931 oz

Silver - 4,970 oz

Marigold Mine (3)

Operator:

Goldcorp, Inc.
P.O. Box 160
Valmy, NV 89438
775-635-2317 Fax: 635-2551
Company employees: 343
Contract employees: 17

Production:

Gold - 161,062 oz
Silver - 3,394 oz

MIN-AD Mine (4)

Operator:

MIN-AD, Inc.
P.O. Box 39
Winnemucca, NV 89446
775-623-5944 Fax: 623-9028
Company employees: 13
Contract employees: 2

Production:

Dolomite

Pinson Mine (5)

Operator:

Atna Resources, Inc.
P.O. Box 969
Winnemucca, NV 89446
775-529-5026 Fax: 529-5030
Company employees: 2

Production:

Gold - 5,183 oz

Rainbow Ridge Opal Mines (6)

Operator:

Rainbow Ridge Opal Mines, Inc.
P.O. Box 97
Denio, NV 89404
775-941-0270 (summer)

Production:

Precious opal

Royal Peacock Opal Mine (7)

Operator:

Royal Peacock Opal Mine
P.O. Box 165
Denio, NV 89404
775-941-0364 (summer)

Production:

Precious opal

Turquoise Ridge Joint Venture (8)

Operator:

Barrick Gold Corporation
2055 Getchell Mine Road
Golconda, NV 89414
775-529-5001 Fax: 529-0752
Company employees: 417
Contract employees: 112

Production:

Gold - 223,189 oz

Twin Creeks Mine (9)

Operator:

Newmont Mining Corp.
P.O. Box 69
Golconda, NV 89414
775-635-9400 Fax: 635-4602
Company employees: 558
Contract employees: 259

Production:

Gold - 406,847 oz
Silver - 88,184 oz

Pershing County

Coeur Rochester Mine (10)

Operator:

Coeur Rochester, Inc.
P.O. Box 1057
Lovelock, NV 89419
775-273-7995 Fax: 273-7423
Company employees: 275
Contract employees: 44

Production:

Gold - 30,860 oz
Silver - 2,798,937 oz

Colado Mine (11)

Operator:

EP Minerals, LLC
P.O. Box 959
Lovelock, NV 89419
775-824-7591 Fax: 824-7595
Company employees: 30

Production:

Diatomite

Florida Canyon Mine (12)

Operator:

Jipangu Florida Canyon Mining, Inc.
P.O. Box 330
Imlay, NV 89418
775-538-7300 Fax: 538-7691
Company employees: 168
Contract employees: 56

Production:

Gold - 46,152 oz
Silver - 58,333 oz

Nassau Mine (13)

Operator:

American Colloid Company
P.O. Box 428
Lovell, WY 82431
307-548-5135 Fax: 548-6449
Contract employees: 1

Production:

Bentonite

Sexton Mine (14)

Operator:

Nutritional Additives Corp.
415 Wellington St.
Winnemucca, NV 89445
775-623-1151 Fax: 623-1153
Company employees: 2

Production:

Dolomite

Sunrise Gold Placer Mine (15)

Operator:


Sunrise Minerals, LLC
7343 S. Alton Way, Suite 100
Centennial, CO 80112
303-779-1800 Fax: 303-770-1995
Company employees: 3

Production:

Gold - 133 oz
Silver - 36 oz



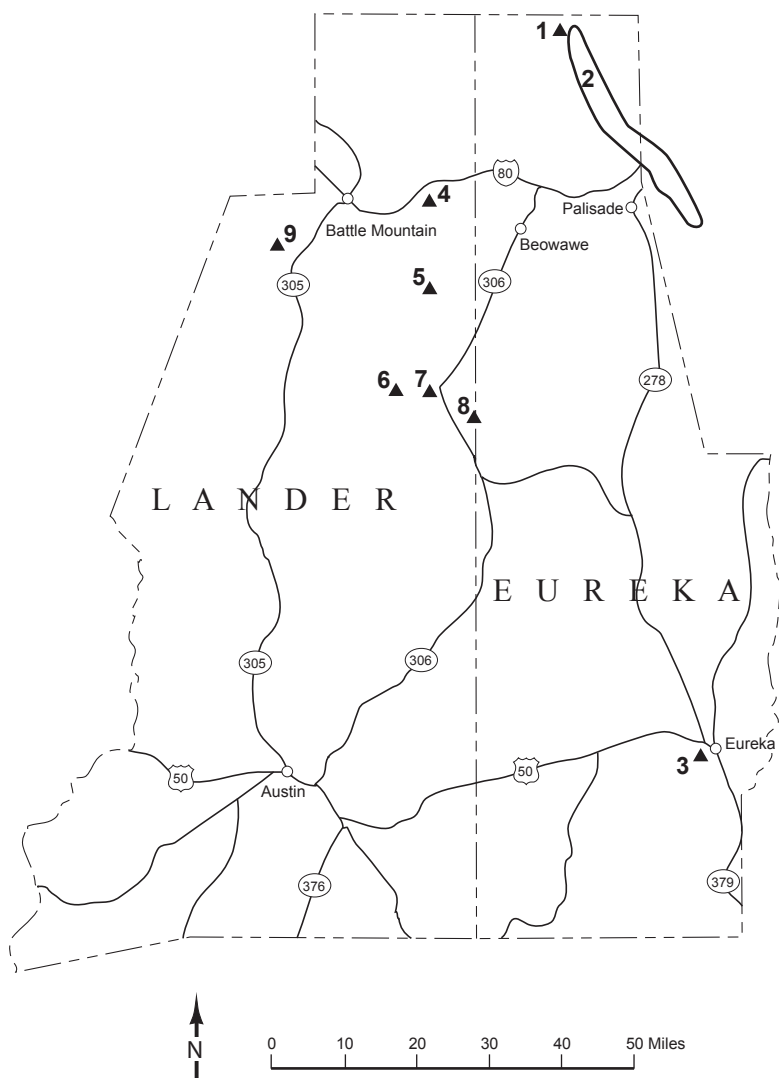
***Marigold Mine
(Rachel Wearne photo).***



***Marigold Mine
(Rachel Wearne photo).***



***Marigold Mine
(Rachel Wearne photo).***



Section III

Eureka County

Betze-Post Mine (1)

Operator:

Barrick Goldstrike Mines, Inc.
P.O. Box 29
Elko, NV 89803
775-748-1001 Fax: 748-1240
Company employees: 1,036

Production:

Gold - 521,489 oz
Silver - 86,124 oz

Eastern Nevada Operations (Carlin Operations) (2)

Operator:

Newmont Mining Corp.
1655 Mountain City Highway
Elko, NV 89801
775-778-4000 Fax: 778-4751
Company employees: 2,335
Contract employees: 710

Production:

Gold - 1,020,791 oz
Silver - 221,256 oz

Ruby Hill Mine (3)

Operator:

Homestake Mining Co.
P.O. Box 676
Eureka, NV 89316
775-237-6060 Fax: 237-5408
Company employees: 136
Contract employees: 6

Production:

Gold - 91,074 oz
Silver - 76,283 oz



*Remotely operated mucker at Newmont's Leeville Mine
(Mike Visser photo).*

Lander County

Argenta Mine (4)

Operator:

Baker Hughes Oilfield Operations, Inc.
P.O. Box 277
Battle Mountain, NV 89820
775-635-5441 Fax: 635-5455
Company employees: 27
Contract employees: 47

Shipped:

Barite - 150,802 tons

Fire Creek Mine (5)

Operator:

Klondex Gold and Silver Mining Co.
360 Western Mine Rd., Suite 1
Reno, NV 89506
775-284-5757
Company employees: 43
Contract employees: 41

Production:

Gold - 6,208 oz

Greystone Mine (6)

Operator:

M-I Swaco
P.O. Box 370
Battle Mountain, NV 89820
775-635-5135 Fax: 635-2645
Company employees: 43

Shipped:

Barite - 317,241 tons

Pipeline Mine (7)

Operator:

Barrick Cortez, Inc.
HC66 Box 1250
Crescent Valley, NV 89821
775-468-4400 Fax: 468-4496
Company employees: 1,017
Contract employees: 124

Production:

(includes the Cortez Hills open-pit)

Gold - 825,196 oz

Silver - 22,187 oz

Cortez Hills Mine (8)

Operator:

Barrick Cortez, Inc.
HC66 Box 1250
Crescent Valley, NV 89821
775-468-4400 Fax: 468-4496
Company employees: 297
Contract employees: 66

Production:

(underground only, excluding the open-pit)

Gold - 545,852 oz

Silver - 13,666 oz

Phoenix Mine (9)

Operator:

Newmont Mining Corp.
P.O. Box 1657
Battle Mountain, NV 89820
775-635-6423 Fax: 635-6460
Company employees: 486
Contract employees: 312

Production:

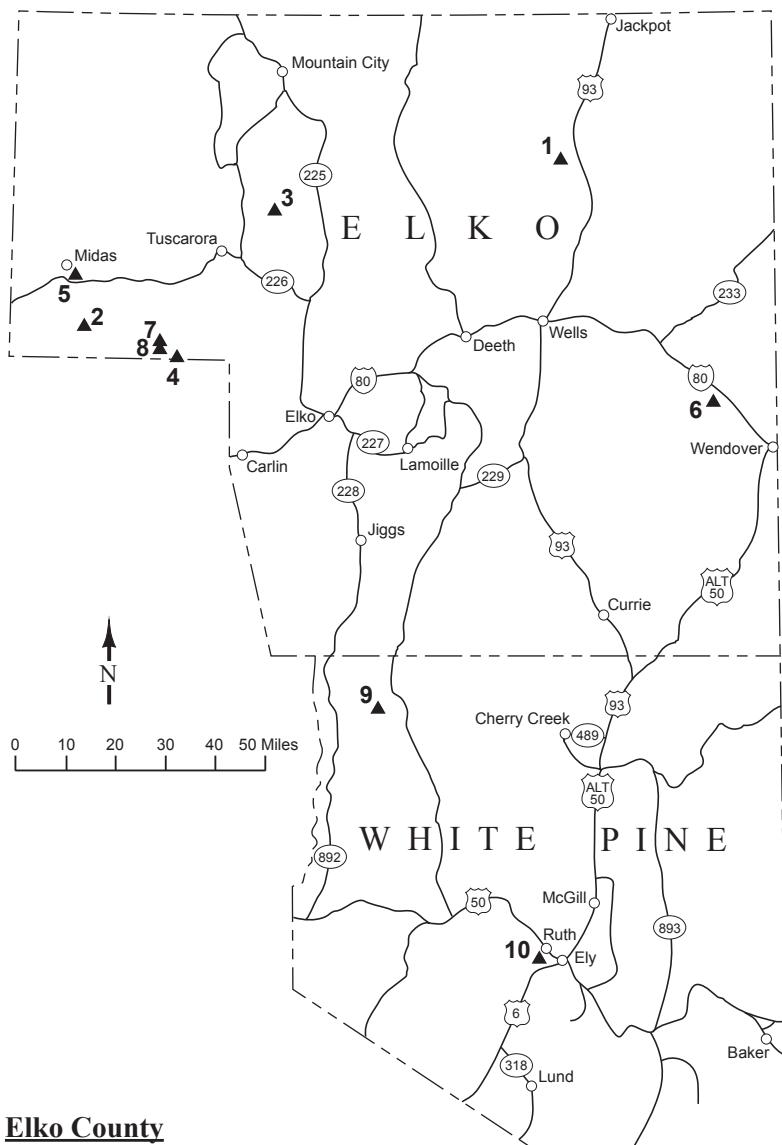
Gold - 202,055 oz

Silver - 1,550,346 oz

Copper - 29,815,908 pounds



***Drilling rig at Ormat's McGinness Hills geothermal complex,
Lander County (Mike Visser photo).***



Elko County

Big Ledge Mine (1)

Operator:

National Oilwell Varco
247 Bluffs Ave., Suite 101
Elko, NV 89801
775-738-7171 Fax: 738-7196
Company employees: 30
Contract employees: 4

Shipped:

Barite - 91,962 tons

Hollister Mine (2)

Operator:

Waterton Global Mining Co., LLC
4000 W. Winnemucca Blvd.
Winnemucca, NV 89446
775-623-5760 Fax: 623-5767
Company employees: 90
Contract employees: 10

Production:

Gold - 26,641 oz
Silver - 88,628 oz

Section IV

Jerritt Canyon Mine (3)

Operator:

Veris Gold USA, Inc.
HC31 Box 78
Elko, NV 89801
775-738-5600 Fax: 758-9233
Company employees: 360
Contract employees: 130

Production:

Gold - 139,556 oz

Meikle Mine (4)

Operator:

Barrick Goldstrike Mines, Inc.
P.O. Box 29
Elko, NV 89803
775-748-1001 Fax: 748-1240
Company employees: 629

Production:

Gold - 360,578 oz
Silver - 58,352 oz

Midas Mine (5)

Operator:

Newmont Mining Corp.
HC66 Box 125
Midas, NV 89414
775-635-6423 Fax: 635-6460
Company employees: 198
Contract employees: 61

Production:

Gold - 52,195 oz
Silver - 1,368,896 oz

Pilot Peak Quarry (6)

Operator:

Graymont Western U.S.
P.O. Box 2520
West Wendover, NV 89883
775-483-5463
Company employees: 55

Production:

Limestone

Rossi Mine (7)

Operator:

Halliburton
912 Dunphy Ranch Rd.
Battle Mountain, NV 89820
775-468-0515 Fax: 468-2060
Company employees: 16
Contract employees: 65

Shipped: Barite - 251,329 tons

Storm Mine (8)

Operator:

Barrick Goldstrike Mines, Inc.
P.O. Box 29
Elko, NV 89803
775-748-1001 Fax: 748-1240
Company employees: 3

Production:

Gold - 9,503 oz
Silver - 15,575 oz

White Pine County

Bald Mountain Mine (9)

Operator:

Barrick Gold U.S., Inc.
P.O. Box 2706
Elko, NV 89803
775-237-7100 Fax: 237-7101
Company employees: 425
Contract employees: 13

Production:

Gold - 95,497 oz
Silver - 29,479 oz

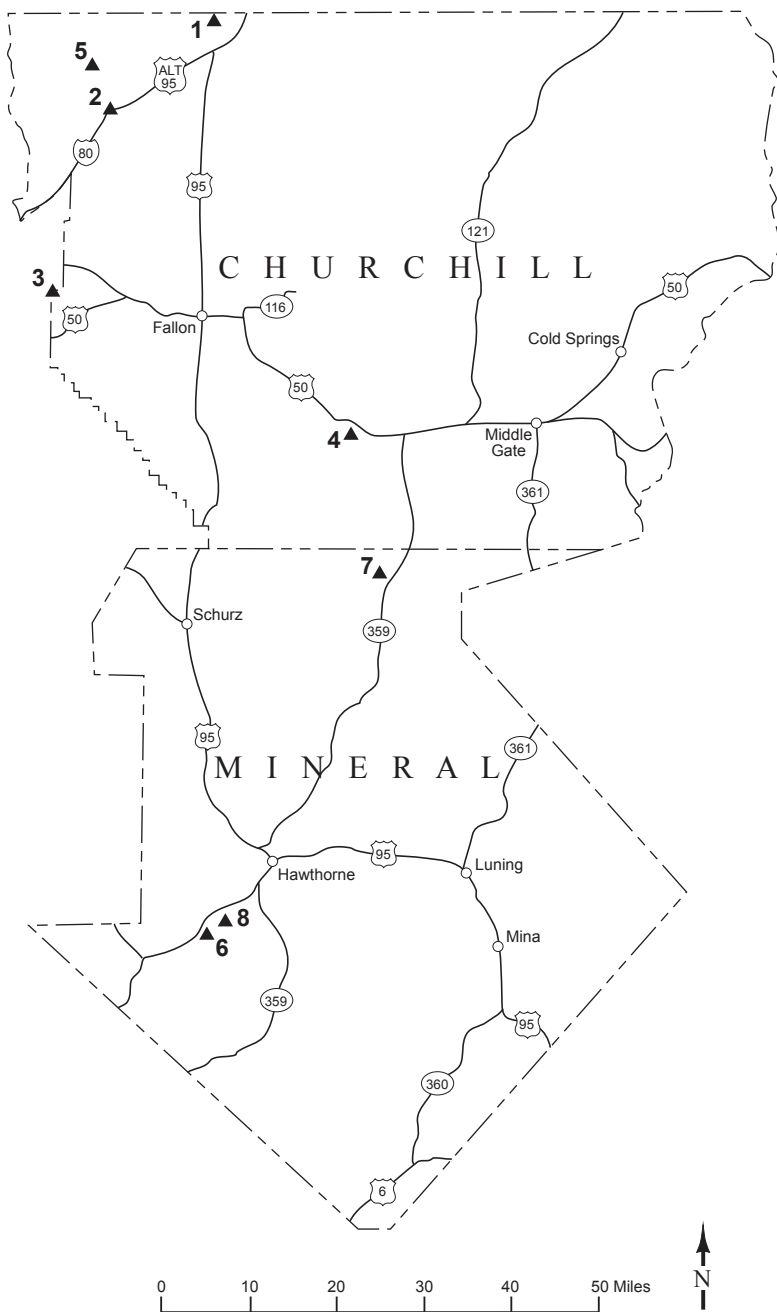
Robinson Mine (10)

Operator:

KGHM International, Ltd.
P.O. Box 382
Ruth, NV 89319
775-289-7000 Fax: 289-7349
Company employees: 608
Contract employees: 40

Production:

Copper - 107,898,857 pounds
Gold - 47,452 oz
Silver - 161,638 oz
Molybdenite - 1,384,649 pounds



Section V

Churchill County

Churchill Mine (1)

Operator:

Nevada Cement Co.
P.O. Box 840
Fernley, NV 89408
775-575-2281 Fax: 575-4387

Production:

Limestone

Fernley Operations (2)

Operator:

EP Minerals, LLC
P.O. Box 860
Fernley, NV 89408
775-423-6668 Fax: 423-6411
Company employees: 36

Production:

Diatomite

Hazen Mine (3)

Operator:

EP Minerals, LLC
640 Clark Station Rd.
Sparks, NV 89434
775-824-7700 Fax: 824-7715
Company employees: 2
Contract employees: 4

Production:

Diatomite

Huck Salt (4)

Operator:

Huck Salt Company
2900 Phritzie Ln.
Fallon, NV 89406
775-423-2055 Fax: 423-0467
Company employees: 10

Production:

Salt - 19,564 tons

Nightingale Mine (5)

Operator:

Imerys Minerals California, Inc.
100 Front Street
Fernley, NV 89408
775-575-2536 Fax: 575-1570
Company employees: 14
Contract employees: 5

Production:

Diatomite

Mineral County

Borealis Mine (6)

Operator:

Borealis Mining Company, LLC
P.O. Box 549
Hawthorne, NV 89415
775-341-0042
Company employees: 39
Contract employees: 2

Production:

Gold - 10,556 oz
Silver - 21,187 oz

Denton-Rawhide Mine (7)

Operator:

Rawhide Mining, LLC
P.O. Box 2070
Fallon, NV 89407
775-945-1015 Fax: 945-1213
Company employees: 64
Contract employees: 42

Production:

Gold - 23,900 oz
Silver - 305,000 oz

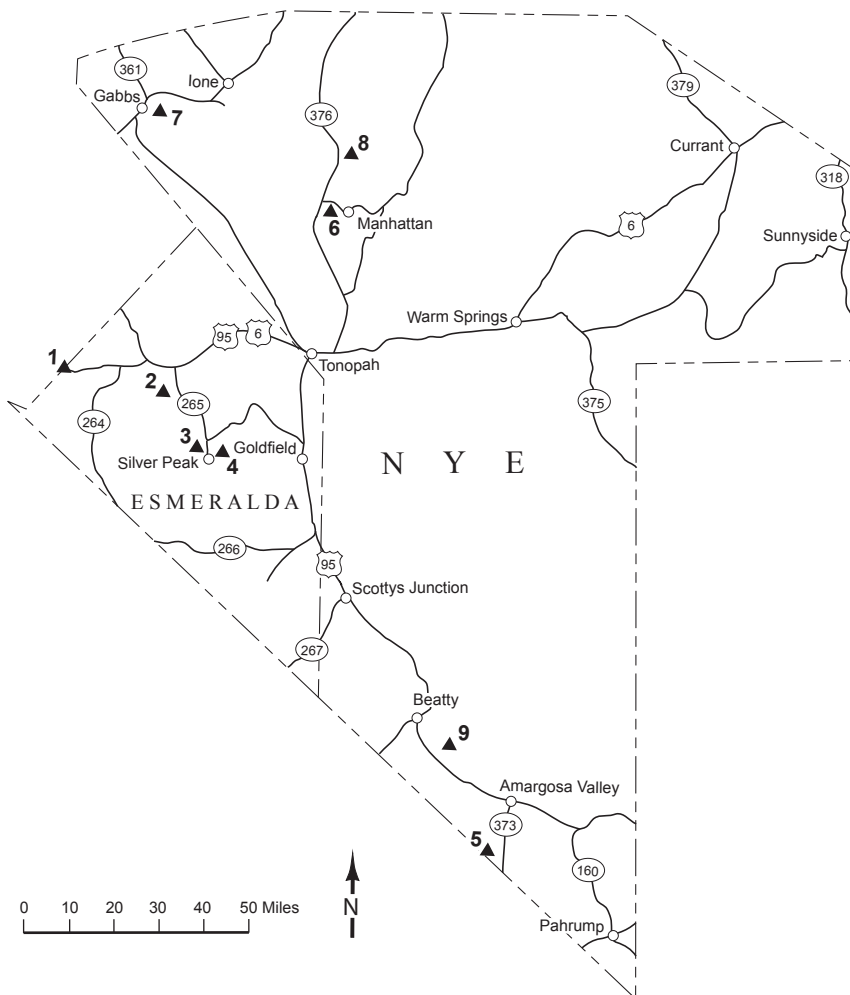
Lucky Boy Quarry (8)

Operator:

James Hardie Building Products, Inc.
P.O. Box 295
Goldfield, NV 89013
775-482-1176
Company employees: 1
Contract employees: 6

Production:

Silica sand - 38,521 tons



Esmeralda County

Basalt Mine (1)

Operator:

Grefco Minerals, Inc.

P.O. Box 278

Dyer, NV 89010

775-573-2422

Company employees: 14

Production:

Diatomite

Blanco Mine (2)

Operator:

Vanderbilt Minerals, LLC

P.O. Box 6660

Pahrump, NV 89041

775-537-6976 Fax: 537-6879

Company employees: 7

Production:

Specialty clays

Section VI

Mineral Ridge Mine (3)

Operator:

Scorpio Gold (US) Corp.
#1 Coyote Summit
Silver Peak, NV 89047
702-799-9273 Fax: 775-753-4780
Company employees: 82
Contract employees: 22

Production:

Gold - 39,160 oz
Silver - 14,975 oz

Silver Peak Operations (4)

Operator:

Rockwood Lithium, Inc.
P.O. Box 98
Silver Peak, NV 89047
775-937-2222 Fax: 937-2250
Company employees: 75
Contract employees: 10

Production:

Lithium compounds

Nye County

IMV Nevada (5)

Operator:

Lhoist North America of Arizona
P.O. Box 86
Amargosa Valley, NV 89020
775-372-5341 Fax: 372-5230
Company employees: 30

Production:

Specialty clays

Manhattan Gulch Mine (6)

Operator:

A.U. Mines, Inc.
P.O. Box 72
Manhattan, NV 89022
775-487-2465 Fax: 487-2467
Company employees: 32
Contract employees: 2

Production:

Gold - 93 oz
Silver - 31 oz

Premier Magnesia (7)

Operator:

Premier Magnesia, LLC
P.O. Box 177
Gabbs, NV 89409
775-285-2601 Fax: 285-4021
Company employees: 98
Contract employees: 5

Production:

Magnesium compounds

Smoky Valley Common Operation (8)

Operator:

Round Mountain Gold Corp.
P.O. Box 480
Round Mountain, NV 89045
775-377-2366 Fax: 377-3224
Company employees: 830
Contract employees: 150

Production:

Gold - 314,886 oz
Silver - 636,564 oz

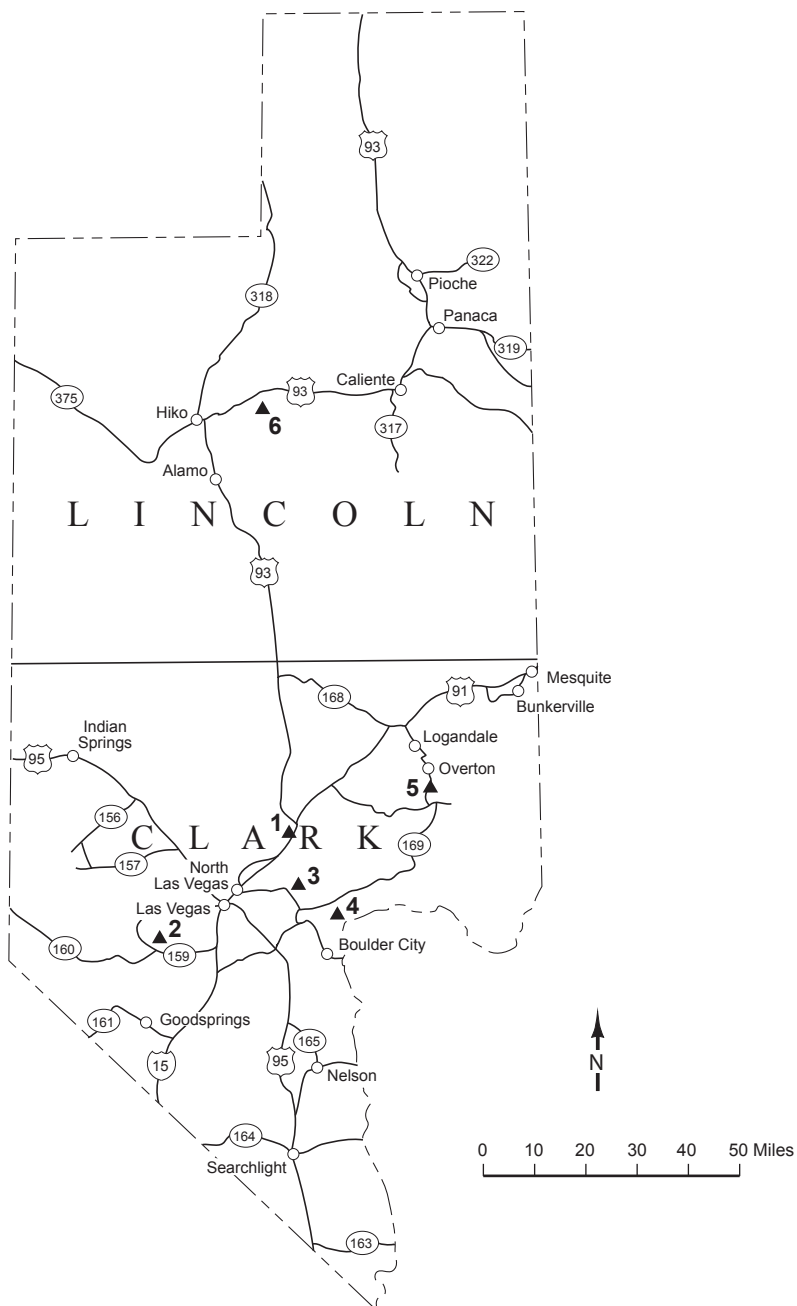
Sterling Mine (9)

Operator:

Sterling Gold Mining Corp.
P.O. Box 549
Beatty, NV 89003
866-608-4381 Fax: 775-981-9044
Company employees: 42

Production:

Gold - 7,500 oz



Section VII

Clark County

Apex Quarry (1)

Operator:

Lhoist North America
P.O. Box 363068
North Las Vegas, NV 89156
702-643-7702 Fax: 643-9517
Company employees: 140
Contract employees: 20

Production:

Limestone

Blue Diamond Mine (2)

Operator:

Gypsum Resource Materials, LLC
8912 Spanish Ridge Ave., Ste. 200
Las Vegas, NV 89143
702-343-0795 Fax: 441-7148
Company employees: 40
Contract employees: 6

Production:

Gypsum - 30,000 tons
Limestone

PABCO Gypsum Mine (3)

Operator:

PABCO Building
Products, LLC
P.O. Box 364329
North Las Vegas, NV 89036
702-407-3700 Fax: 643-6249
Company employees: 145
Contract employees: 3

Production:

Gypsum - 1,177,633 tons

Pioneer Gypsum Mine (4)

Operator:

Pioneer Gypsum Mining, Inc.
4880 Donovan Way
North Las Vegas, NV 89081
702-399-5939 Fax: 399-8353
Company employees: 101
Contract employees: 1

Production:

Gypsum - 155,535 tons

Simplot Silica Products (5)

Operator:

J.R. Simplot Company
P.O. Box 308
Overton, NV 89040
702-397-2667 Fax: 397-2798
Company employees: 44

Production:

Silica sand - 600,936 tons

Lincoln County

Tenacity Perlite Mine (6)

Operator:

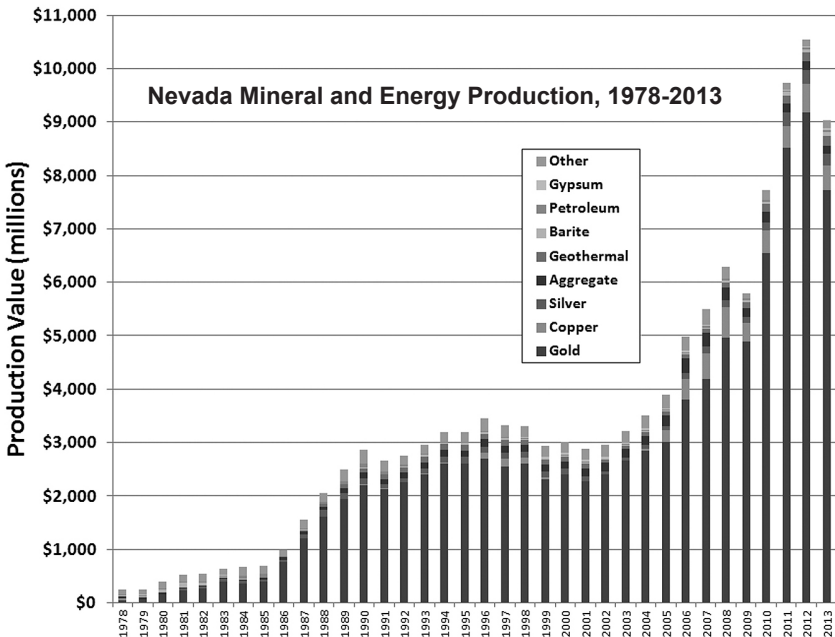
Wilkin Mining & Trucking, Inc.
HC 34 Box 199
Caliente, NV 89008
775-728-4463 Fax: 728-4456
Company employees: 8

Production:

Perlite

Summary of 2013 production

Gold	5,436,430	ounces
Silver	8,668,596	ounces
Barite (shipped)	811,334	tons
Copper	137,714,765	pounds
Diatomite (shipped)	262,551	tons
Dolomite	44,445	tons
Gypsum	1,834,297	tons
Limestone	4,105,921	tons
Lithium compounds	N/A	
Magnesium compounds	N/A	
Molybdenite	1,384,649	pounds
Perlite	N/A	
Salt	19,564	tons
Silica sand	639,457	tons
Specialty clay	47,967	tons

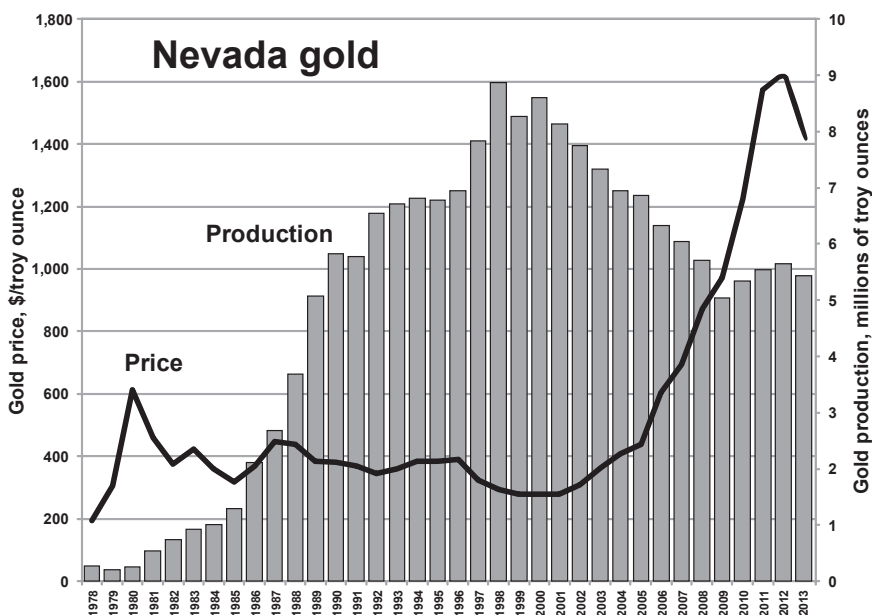


Economic Impacts of Mining in Nevada—2013

Nevada's mining industry recorded approximately \$9.036 billion in total value of all mined commodities in 2013, representing a 13% decrease from the \$10.437 billion value in 2012. Nearly 90% of the value was driven by gold and silver, which contributed about \$8.1 billion, based on the actual gross proceeds reported to the Nevada Department of Taxation. According to Kitco Metals Inc. (www.kitco.com), the average prices for gold and silver in 2013 were \$1,411.23 and \$23.79 per troy ounce, respectively. Nevada led the nation in 2013 in the production of gold, barite, lithium compounds and magnesium compounds. Nevada produced a wide variety of other mineral and energy commodities such as clays, copper, diatomite, dolomite, geothermal energy, gypsum, lapidary and gem stones, limestone, molybdenite, oil, perlite, salt, silica sand, silver, and specialty aggregates.

Production Highlights

Nevada's gold production was 5,436,430 troy ounces in 2013 compared to 5,615,255 troy ounces in 2012, a decrease of approximately 3%. According to the USGS, Nevada remains the nation's top gold producer with about 75% of the U.S. total. Silver production increased slightly to 8,668,596 troy ounces in 2013 from 8,525,104 troy ounces in 2012. Copper production decreased to 137,714,765 pounds in 2013 compared to 145,318,737 pounds in 2012. Molybdenite production increased significantly to 1,384,649 pounds in 2013 compared to 493,093 pounds in 2012. Barite production increased slightly to 811,334 tons shipped in 2013 compared to 744,764 tons shipped in 2012. Gypsum production increased significantly to 1,834,297 tons in 2013 compared to 1,481,716 tons in 2012.



Employment

According to the Nevada Department of Employment, Training, and Rehabilitation, the Nevada mining industry employed an average of 15,323 employees in 2013. The average pay for mineral industry employees during this time was \$87,335 per year, the highest average of any employment sector in the state. Mining employment has remained an important factor in Nevada.

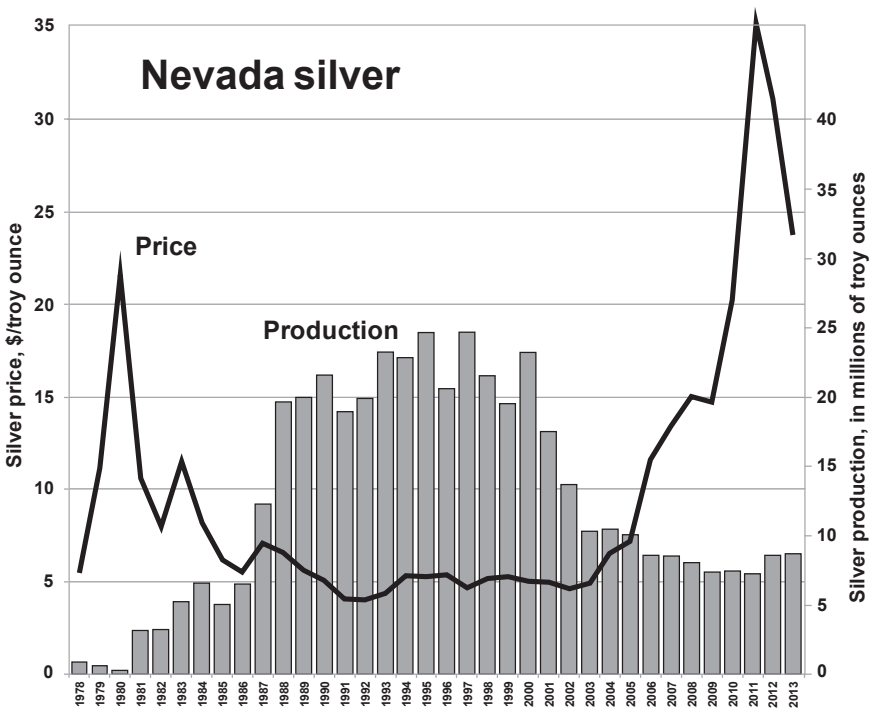
Permitting and Reclamation

Before mining can take place, plans of operation must be submitted and permits must be obtained from federal and state agencies to ensure that resources such as wildlife, air, and water are protected. Nevada and federal laws and regulations require that lands disturbed by mining activities must be rehabilitated so they can be used for other activities once mining is completed. This process,

called reclamation, returns mined areas to other productive uses such as livestock grazing, wildlife habitat, or other industrial applications. To ensure that reclamation is done, mine operators are required to post reclamation bonds that are held by government agencies. The bonds are released only after the mined area is stabilized and the reclamation goals have been met. According to the Nevada Division of Environmental Protection, approximately \$2.35 billion in reclamation financial assurance is currently in place. Mine operators are proud of their efforts and are constantly seeking ways to enhance their reclamation technology.

Gold Reserves

Gold reserves are defined as that portion of a gold ore deposit known to be economically feasible for extraction. Total reserves are always in a state

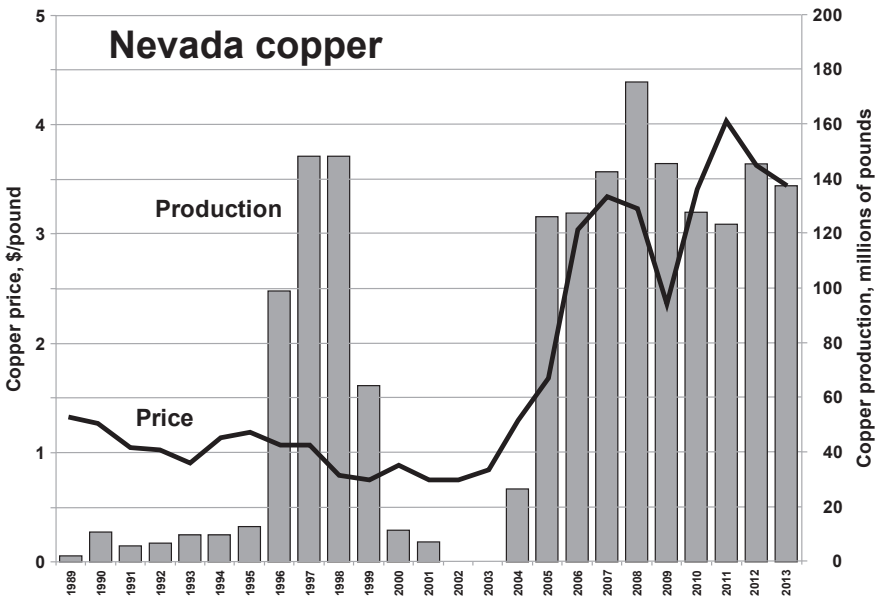


of flux, due to some reserves being mined and additions of new reserves through near mine exploration and new discoveries, and changes in commodity prices and operating costs. The ore grade, price of gold, and cost of production are the main factors in determining a reserve or resource. Extensive gold resources, not currently economic, are known to exist at or near many mining operations in Nevada. An increase in the gold price, with all else being equal, would mean many companies would be able to reclassify their resources into a reserve category. An increase in taxes or the cost of regulatory compliance has the same effect as increasing operating cost, which reduces reserves. Under current conditions, the existing publically-reported reserves are sufficient to sustain gold production at current levels in Nevada for about 12-15 years.

Exploration

Exploration for new deposits, particularly gold, is an ongoing effort by both

the operating companies and many others who do not operate mines in the state. Periodically, the Division of Minerals conducts an exploration survey to determine the level of exploration activity and the factors that are responsible for those levels. In 2012, the Division expanded the scope of the survey and contracted the work to the Nevada Bureau of Mines and Geology, who released the results of their survey in early 2013 using 2011 data. This informative report, which can be downloaded at <http://www.nbmng.unr.edu/dox/es2011.pdf>, revealed that gold exploration accounted for 80 to 90 percent of total exploration spending. Two large companies accounted for 25 to 30 percent of the spending. Approximately 1,040 people were employed by companies doing exploration activities in Nevada in 2011. Exploration geologists, drillers, assayers, and others who support exploration activities represent a significant positive economic impact, particularly in Nevada's rural areas.



Exploration activity and funding, like gold reserves, are closely tied to economic conditions and commodity prices. The amount of exploration activity in 2013 decreased from 2012, largely due to declining gold prices, which ranged from a high of \$1,791.50 in 2012 to a low of \$1,192.00 in 2013.

Minerals Other Than Gold and Silver

Minerals other than gold and silver are also important to Nevada's economy. Copper ranked second behind gold in terms of value in 2013. Important industrial minerals such as barite, diatomite, dolomite, gypsum, limestone, lithium compounds, magnesite, molybdenite, perlite, salt, and specialty clays are also produced in Nevada. There was renewed exploration activity in a variety of industrial minerals and base metals, including, barite, copper, fluor spar, iron, lithium, molybdenum, and vanadium.

Economic activity from oil and gas exploration and production is relatively minor when compared to mining, but are locally important to the economy of east-central Nevada. Although oil has been produced since 1954, Nevada is still considered a frontier exploration state. Several companies have leased land positions in eastern and central Nevada, targeting unconventional shale oil plays which would require the use of hydraulic

fracturing. At the end of 2013, there were nine permits for oil exploration which included the potential use of hydraulic fracturing. Total production in 2013 was 336,672 barrels (42 gallons per barrel) worth approximately \$31.5 million.

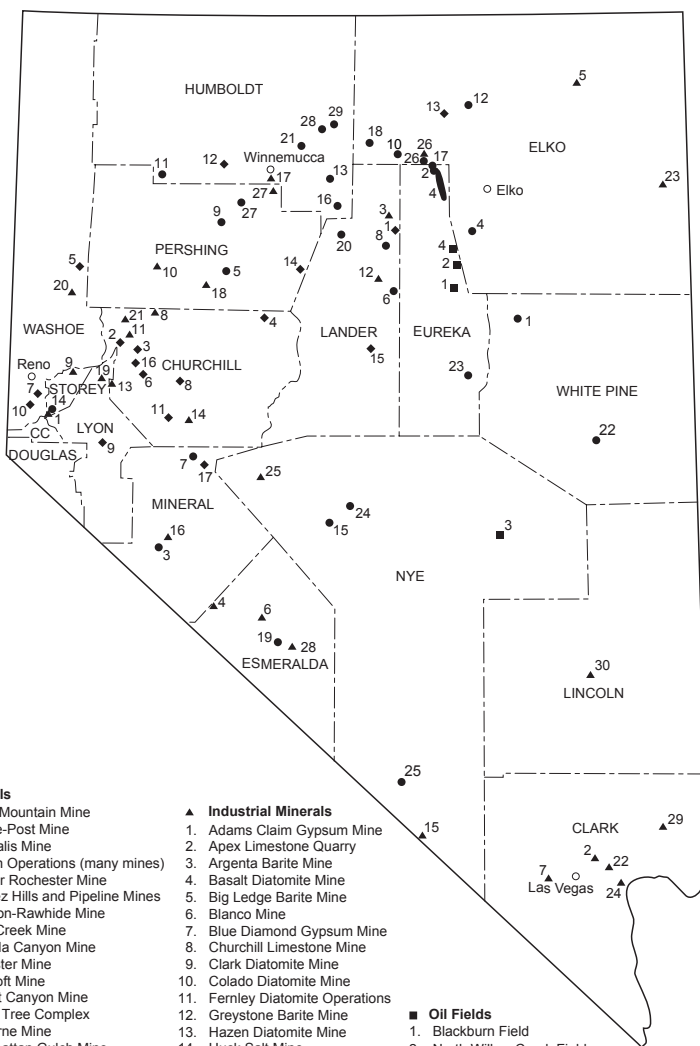
Nevada is rich in geothermal resources and is second only to California in the production of geothermal energy. For 2013, Nevada had 22 plants at 17 sites that sold approximately 2.6 million megawatt hours of electricity. This is enough to power about 240,000 typical homes for a year. Geothermal heat is also used for a variety of commercial, domestic and public applications in Nevada. Schools in Elko County, a casino in Washoe County and homes in Lincoln and Washoe counties are examples of public and private facilities using this renewable energy resource.

Conclusion

Nevada's mineral industry continued to be a major economic contributor with gross production of over \$9 billion in 2013 and directly employing over 15,000 workers. Nevada's favorable geology, availability of federal lands for exploration, stable regulatory and tax climate, trained workforce, and natural resources infrastructure will continue to attract investment and should provide economic development into the future.



***Round Mountain Gold Corporation,
Nye County (Robert Ghiglieri photo).***



● Metals

1. Bald Mountain Mine
2. Betze-Post Mine
3. Borealis Mine
4. Carlin Operations (many mines)
5. Coeur Rochester Mine
6. Cortez Hills and Pipeline Mines
7. Denton-Rawhide Mine
8. Fire Creek Mine
9. Florida Canyon Mine
10. Hollister Mine
11. Hycroft Mine
12. Jerritt Canyon Mine
13. Lone Tree Complex
14. Lucerne Mine
15. Manhattan Gulch Mine
16. Marigold Mine
17. Meikle Mine
18. Midas Mine
19. Mineral Ridge Mine
20. Phoenix Mine
21. Pinson Mine
22. Robinson Mine
23. Ruby Hill Mine
24. Smoky Valley Common Ops.
25. Sterling Mine
26. Storm Mine
27. Sunrise Gold Placer Mine
28. Turquoise Ridge Joint Venture
29. Twin Creeks Mine

▲ Industrial Minerals

1. Adams Claim Gypsum Mine
2. Apex Limestone Quarry
3. Argenta Barite Mine
4. Basalt Diatomite Mine
5. Big Ledge Barite Mine
6. Blanco Mine
7. Blue Diamond Gypsum Mine
8. Churchill Limestone Mine
9. Clark Diatomite Mine
10. Colado Diatomite Mine
11. Fernley Diatomite Operations
12. Greystone Barite Mine
13. Hazen Diatomite Mine
14. Huck Salt Mine
15. IMV Nevada Clay
16. Lucky Boy Quarry
17. MIN-AD Dolomite Mine
18. Nassau Mine
19. NCC Fernley Limestone Ops.
20. NCC Flanigan Clay Mine
21. Nightingale Diatomite Mine
22. PABCO Gypsum
23. Pilot Peak Limestone Quarry
24. Pioneer Gypsum Mine
25. Premier Magnesite Mine
26. Rossi Barite Mine
27. Sexton Diatomite Mine
28. Silver Peak Lithium Ops.
29. Simplot Silica Products
30. Tenacity Perlite Mine

■ Oil Fields

1. Blackburn Field
2. North Willow Creek Field
3. Railroad Valley (Eagle Springs, Trap Spring, Current, Sand Dune, Grant Canyon, Bacon Flat, Kate Spring, Duckwater Creek, Sans Spring, and Ghost Ranch Fields)
4. Tomera Ranch Field

◆ Geothermal Power Plants

- | | |
|---|---------------------|
| 1. Beowawe | 9. Wabuska |
| 2. Bradys Hot Springs | 10. Steamboat Hills |
| 3. Desert Peak 2 | 11. Salt Wells |
| 4. Dixie Valley | 12. Blue Mountain |
| 5. San Emidio | 13. Tuscarora |
| 6. Soda Lake 1 and 2 | 14. Jersey Valley |
| 7. Steamboat I, IA, II, and III, Galena | 15. McGinness Hills |
| 8. Stillwater 1 and 2 | 16. Patua |
| | 17. Wild Rose |

Major mines, oil fields, and geothermal plants, 2013.

Index

Adams Claim Gypsum Mine 5
Apex Quarry 21
Argenta Mine 12
Bald Mountain Mine 15
Basalt Diatomite Mine 18
Betze-Post Mine 11
Big Ledge Mine 14
Blanco Mine 18
Blue Diamond Mine 21
Borealis Mine 17
Carlin Operations 11
Churchill Mine 17
Clark Mine 5
Coeur Rochester Mine 8
Colado Mine 8
Cortez Hills Mine 12
Denton-Rawhide Mine 17
Eastern Nevada Operations 11
Fernley Diatomite Operations 17
Fire Creek Mine 12
Florida Canyon Mine 8
Greystone Mine 12
Hazen Mine 17
Hollister Mine 14
Huck Salt 17
Hycroft Mine 6
IMV Nevada 19
Jerritt Canyon Mine 15
Lone Tree Complex 6
Lucerne Mine 5
Lucky Boy Quarry 17
Manhattan Gulch Mine 19

Marigold Mine 7
Meikle Mine 15
Midas Mine 15
MIN-AD Mine 7
Mineral Ridge Mine 19
Nassau Mine 8
NCC Flanigan Mine 5
NCC Fernley Operations 5
Nightingale Mine 17
PABCO Gypsum Mine 21
Phoenix Mine 12
Pilot Peak Quarry 15
Pinson Mine 7
Pioneer Gypsum Mine 21
Pipeline Mine 12
Premier Magnesia 19
Rainbow Ridge Opal Mines 7
Robinson Mine 15
Rossi Mine 15
Royal Peacock Opal Mine 7
Ruby Hill Mine 11
Sexton Mine 8
Silver Peak Lithium Operations 19
Simplot Silica Products 21
Smoky Valley Common Operation 19
Sterling Mine 19
Storm Mine 15
Sunrise Gold Placer Mine 8
Tenacity Perlite Mine 21
Turquoise Ridge Joint Venture 7
Twin Creeks Mine 7