

TABLE OF CONTENTS

Page Number

1

NEVADA'S LOCAL GOVERNMENTS BY TYPE

TAX RATES OF NEVADA LOCAL GOVERNMENTS FOR FISCAL YEAR 1983-84

2

3, 4, & 5

6 & 7

8

9

10

11

12

13

14

15, 16, 17, & 18

19

tion

DISTRICT BUDGET SUMMARIES FOR FISCAL YEAR 1983-84

Las, Elko

21

Pine


21

Distribution for 1983-84

21


Government Section, Executive Director's Office, Department of Taxation

22



PART I - LISTING OF NEVADA'S LOCAL GOVERNMENTS BY TYPE

CITIES	TOWNS	SPECIAL AD VALOREM DISTRICT	SPECIAL NONAD VALOREM DISTRICTS	INACTIVE DISTRICTS	MULTI-COUNTY DISTRICTS
1	0	0	1	0	4
1	0	0	0	0	1
4	13	12	1	0	0
0	3	22	0	0	4
3	4	5	1	0	0
0	2	3	0	0	0
0	2	3	0	0	0
1	0	14	2	0	0
0	3	3	1	1	0
1	3	7	0	1	0
1	1	8	0	0	0
0	3	1	0	0	2
1	6	5	0	0	0
1	0	3	1	0	0
0	2	1	0	0	0
2	0	14	3	2	1
1	3	3	1	0	3
<u>17</u>	<u>45</u>	<u>104</u>	<u>11</u>	<u>4</u>	<u>0</u>



PART II

AD VALOREM TAX RATES OF NEVADA LOCAL GOVERNMENTS FOR FISCAL YEAR 1983-84


lists 207 local governments which levy or may levy an ad valorem rate. For 1983-84, this includes general school districts, 17 incorporated cities, 45 unincorporated towns, 104 special districts multi-county districts. In addition, there are 11 other local governments which file budgets Department of Taxation; Carson City is counted as both a county and a city. (See Part III.)

ASSESSED VALUATION	LOCAL GOVERNMENT RATE	LOCAL GOVERNMENT DEBT RATE	COMBINED LOCAL GOVERNMENT RATE	COMBINED OTHER SPECIAL DISTRICT RATE	COMBINED SCHOOL RATE	COMBINED COUNTY RATE	STATE RATE	TOTAL COMBINED UNIT RATE
\$ 370,491,152	.3636	.1058	.4694	.0006	1.0010		.0500	1.5210
16,960,559	.0558	-0-	.0558	.0006	1.0010	.4694	.0500	1.5768
190,813,157	-0-	-0-	-0-	.0006	1.0010	.4694	.0500	1.5210
345,324,337	.0029	-0-	.0029	.0006	1.0010	.4694	.0500	1.5239
59,630								
370,491,152	.0006	-0-	.0006					
370,491,152	.7500	.2510	1.0010					
\$ 122,354,541	.2631	-0-	.2631	.0006	.9900		.0500	1.3037
37,585,801	.2580	-0-	.2580	.0006	.9900	.2631	.0500	1.5617
122,354,541	.0006	-0-	.0006					
122,354,541	.7500	.2400	.9900					

(cent) for indigent medical care for vehicle accident victims is included in the local government rate for counties


ASSESSED VALUATION	LOCAL GOVERNMENT RATE	LOCAL GOVERNMENT DEBT RATE	COMBINED LOCAL GOVERNMENT RATE	COMBINED OTHER SPECIAL DISTRICT RATE	COMBINED SCHOOL RATE	COMBINED COUNTY RATE	STATE RATE	TOTAL COMBINED UNIT RATE
\$ 5,643,488,564	.3767	.4526	.8293		1.1051		.0500	1.9844
99,042,487	.0946	-0-	.0946	.0413	1.1051	.8293	.0500	2.1203
299,251,844	.0300	.1869	.2169	.0126	1.1051	.8293	.0500	2.2139
1,555,616,910	.4714	.1056	.5770	.0018	1.1051	.8293	.0500	2.5632
264,110,198	.1127	.3173	.4300	.0018	1.1051	.8293	.0500	2.4162
2,749,832	.3563	-0-	.3563	.0189	1.1051	.8293	.0500	2.3596
57,628,382	.0258	.1381	.1639	.1584	1.1051	.8293	.0500	2.3067
195,927	-0-	.7993	.7993	.0324	1.1051	.8293	.0500	2.8161
2,490,258	-0-	-0-	-0-	.0189	1.1051	.8293	.0500	2.0033
19,165,474	.0886	.0723	.1609	.0189	1.1051	.8293	.0500	2.1642
8,599,409	.4641	-0-	.4641	.0189	1.1051	.8293	.0500	2.4674
23,477,354	-0-	-0-	-0-	.0324	1.1051	.8293	.0500	2.0168
7,590,078	-0-	-0-	-0-	.9972	1.1051	.8293	.0500	2.9816
1,593,110,171	.3335	-0-	.3335	.1584	1.1051	.8293	.0500	2.4763
10,657,734	.2759	.5203	.7962	.0189	1.1051	.8293	.0500	2.7995
18,243,014	.0258	-0-	.0258	.1584	1.1051	.8293	.0500	2.1686
385,500,769	.0409	.0050	.0459	.1584	1.1051	.8293	.0500	2.1887
489,727,263	.4299	-0-	.4299	.1584	1.1051	.8293	.0500	2.5727
7,428,664	.7319	-0-	.7319	.2653	1.1051	.8293	.0500	2.9816
2,894,315,390	.1377	-0-	.1377	.0207	1.1051	.8293	.0500	2.1428
112,559,209	.0413	-0-	.0413					
N/A	-0-	-0-	-0-					
3,429,642,360	.0189	-0-	.0189					
281,552,694	.0108	-0-	.0108					
5,283,324,251	.0018	-0-	.0018					
5,861,330	-0-	.2464	.2464					
68,464,148	-0-	.0135	.0135					

st.



ASSESSED VALUATION	LOCAL GOVERNMENT RATE	LOCAL GOVERNMENT DEBT RATE	COMBINED LOCAL GOVERNMENT RATE	COMBINED OTHER SPECIAL DISTRICT RATE	COMBINED SCHOOL RATE	COMBINED COUNTY RATE	STATE RATE	TOTAL COMBINED UNIT RATE
--------------------	-----------------------	----------------------------	--------------------------------	--------------------------------------	----------------------	----------------------	------------	--------------------------

N/A	-0-	-0-	-0-					
N/A	-0-	-0-	-0-					
N/A	-0-	-0-	-0-					
5,643,488,564	.7500	.3551	1.1051					



EXAMPLES OF COMBINED TAX RATE CALCULATIONS - CLARK COUNTY

<u>Las Vegas</u> City	.0946	<u>Paradise Town</u> Town	.3335
County, School and State	1.9844	County, School and State	1.9844
Artesian Basin	.0413	Artesian Basin	.0018
-0-		Clark County Library	.0189
<u>2.1203</u>		Clark County Fire Service Area	.1377
		<u>2.4763</u>	
<u>Laughlin Town</u> Town	.3563	<u>Searchlight Town</u> Town	.7962
County, School and State	1.9844	County, School and State	1.9844
Clark County Library	.0189	Clark County Library	.0189
<u>2.3596</u>		<u>2.7995</u>	
<u>Mesquite Town</u> Town	.1639	<u>Spring Valley Town</u> Town	.0258
County, School and State	1.9844	County, School and State	1.9844
Clark County Library	.0018	Artesian Basin	.0018
.0189		Clark County Library	.0189
.1377		Clark County Fire Service Area	.1377
<u>2.3067</u>		<u>2.1686</u>	
<u>Moapa Valley Town</u> Town	.7993	<u>Sunrise Manor Town</u> Town	.0459
County, School and State	1.9844	County, School and State	1.9844
Clark County Library	.0189	Clark County Library	.0189
Moapa Valley Fire	.0135	Artesian Basin	.0018
<u>2.8161</u>		Clark County Fire Service Area	.1377
		<u>2.1887</u>	
<u>Mt. Charleston Town</u> Town	.2169	<u>Winchester Town</u> Town	.4299
County, School and State	1.9844	County, School and State	1.9844
Clark County Library	.0108	Artesian Basin	.0018
Kyle Canyon Water	.0018	Clark County Library	.0189
Mt. Charleston Fire Protection	2.2139	Clark County Fire Service Area	.1377
		<u>2.5727</u>	
<u>North Las Vegas</u> City	-0-		
County, School and State	1.9844		
Artesian Basin	.0189		
<u>2.0033</u>			

ASSESSED VALUATION	LOCAL GOVERNMENT RATE	LOCAL GOVERNMENT DEBT RATE	COMBINED LOCAL GOVERNMENT RATE	COMBINED OTHER SPECIAL DISTRICT RATE	COMBINED SCHOOL RATE	COMBINED COUNTY RATE	STATE RATE	TOTAL COMBINED UNIT RATE
\$ 519,315,367	.2341	.1163	.3504		1.0700		.0500	1.4704
23,560,498	.3185	.0837	.4022	.1272	1.0700	.3504	.0500	1.9998
1,444,881	.1446	-0-	.1446	.1797	1.0700	.3504	.0500	1.7947
15,438,954	.2988	-0-	.2988	.2911	1.0700	.3504	.0500	2.0603
504,685,700	.0006	-0-	.0006	-0-	1.0700	.3504	.0500	1.4710
218,441,399	-0-	-0-	-0-	.0158(a)	1.0700	.3504	.0500	1.4862
4,962,498	-0-	-0-	-0-	.2395(e)	1.0700	.3504	.0500	1.7099
130,672,019	-0-	.2041	.2041	.2135(d)	1.0700	.3504	.0500	1.8880
141,610,013	.1639	-0-	.1639	-0-	1.0700	.3504	.0500	1.6343
4,617,920	-0-	.2041	.2041	.2135(c)	1.0700	.3504	.0500	1.8880
32,142,162	.1500	-0-	.1500	.1797(h)	1.0700	.3504	.0500	1.8001
9,114,168	.4201	-0-	.4201	.1304(g)	1.0700	.3504	.0500	2.0209
65,164,874	.0636	-0-	.0636	.2135(c)	1.0700	.3504	.0500	1.7475
4,750,419	.0344	-0-	.0344	.2395(e)	1.0700	.3504	.0500	1.7443
1,338,609	.6999	-0-	.6999	.2395(e)	1.0700	.3504	.0500	2.4098
5,367,739	-0-	-0-	-0-	.2395(e)	1.0700	.3504	.0500	1.7099
7,477,349	.0659	-0-	.0659	.4176(f)	1.0700	.3504	.0500	1.9539
26,456,208	-0-	1.9561	1.9561	.2135(c)	1.0700	.3504	.0500	3.6400
1,483,698	-0-	-0-	-0-	.1304(g)	1.0700	.3504	.0500	1.6008
32,017,049	.1146	-0-	.1146	.0158(b)	1.0700	.3504	.0500	1.6008
15,390,772	-0-	-0-	-0-	.2395(e)	1.0700	.3504	.0500	1.7099
93,314,722	.0260	-0-	.0260	.2135(c)	1.0700	.3504	.0500	1.7099
303,949,684	-0-	-0-	-0-	-0-	1.0700	.3504	.0500	1.7099
5,490,077	.3548	-0-	.3548	.1639(i)	1.0700	.3504	.0500	1.9891
3,379,744	-0-	-0-	-0-	.2395(e)	1.0700	.3504	.0500	1.7099
8,873,417	.1743	-0-	.1743	.2395(e)	1.0700	.3504	.0500	1.8842
2,361,723	.0009	-0-	.0009	.2395(e)	1.0700	.3504	.0500	1.7108
181,485,957	.0152	-0-	.0152	.2395(e)	1.0700	.3504	.0500	1.7108
322,041,160	.2129	-0-	.2129					
38,999,452	.1114	-0-	.1114					
519,315,367	.7500	.3200	1.0700					

st.
t

t

EXAMPLES OF COMBINED TAX RATE CALCULATIONS - DOUGLAS COUNTY

	.4022	(c) Carson Truckee Water Conservancy	.0006
	1.4704	Tahoe Douglas Fire District	.2129
	.0006		<u>.2135</u>
	-0-		
	.0152	(d) Carson Truckee Water Conservancy	.0006
	.1114	Tahoe Douglas Fire District	.2129
	<u>1.9998</u>		<u>.2135</u>
	.1446	(e) Carson Truckee Water Conservancy	.0006
	1.4704	Tahoe Douglas Fire District	.2129
	.0006	Tahoe Douglas Sewer District	.0260
	-0-		<u>.2395</u>
	.0152		
	.1639	(f) Carson Truckee Water Conservancy	.0006
	<u>1.7947</u>	Douglas County Sewer District	.2041
		Tahoe Douglas Fire District	.2129
			<u>.4176</u>
	.2988	(g) Carson Truckee Water Conservancy	.0006
	1.4704	Carson Water Sub-Conservancy	-0-
	.0006	Douglas Mosquito Abatement	.0152
	-0-	Sierra Forest Fire Protection	.1146
	.0152		<u>.1304</u>
	.1114		
	.1639	(h) Carson Truckee Water Conservancy	.0006
	<u>2.0603</u>	Carson Water Sub-Conservancy	-0-
		Douglas County Mosquito Abatement	.0152
		East Fork Fire District	.1639
			<u>.1797</u>
	.0152	(i) East Fork Fire District	.1639
	.0006		<u>.1639</u>
	<u>.0158</u>		
	.0006		
	-0-		
	<u>.0152</u>		
	<u>.0158</u>		

cy

cy

ASSESSED VALUATION	LOCAL GOVERNMENT RATE	LOCAL GOVERNMENT DEBT RATE	COMBINED LOCAL GOVERNMENT RATE	COMBINED OTHER SPECIAL DISTRICT RATE	COMBINED SCHOOL RATE	COMBINED COUNTY RATE	STATE RATE	TOTAL COMBINED UNIT RATE
\$ 260,518,684	.2835	.1253	.4088	-0-	.8900	.0500	.0500	1.3488
5,236,225	.7848	-0-	.7848	-0-	.8900	.4088	.0500	2.1336
76,434,112	.2821	.0268	.3089	.2231	.8900	.4088	.0500	1.8808
8,315,676	.3212	-0-	.3212	-0-	.8900	.4088	.0500	1.6700
6,777,285	.4245	-0-	.4245	-0-	.8900	.4088	.0500	1.7733
448,913	.2049	-0-	.2049	-0-	.8900	.4088	.0500	1.5537
584,047	.1616	-0-	.1616	-0-	.8900	.4088	.0500	1.5104
9,197,464	.4365	1.1164	1.5529	-0-	.8900	.4088	.0500	2.9017
N/A	-0-	-0-	-0-	-0-	-0-	-0-	-0-	-0-
113,305,489	.0152	.1992	.2144	-0-	.8900	.4088	.0500	1.8808
(A) 76,434,112	.0152	.1992	.2144	.3176	.8900	.4088	.0500	1.8808
(B) 36,871,377	.0152	.1992	.2144	.0087	.8900	.4088	.0500	1.5719
147,375,658	.0087	-0-	.0087	-0-	.8900	.4088	.0500	1.8808
(A) 76,434,112	.0087	-0-	.0087	.5233	.8900	.4088	.0500	1.8808
(B) 36,871,377	.0087	-0-	.0087	.2144	.8900	.4088	.0500	1.5719
(C) 34,070,169	.0087	-0-	.0087	-0-	.8900	.4088	.0500	1.3575
259,844,794	-0-	-0-	-0-	-0-	-0-	-0-	-0-	-0-
1,378,021	-0-	-0-	-0-	-0-	-0-	-0-	-0-	-0-
N/A	-0-	-0-	-0-	-0-	-0-	-0-	-0-	-0-
260,518,684	.7500	.1400	.8900	-0-	-0-	-0-	-0-	-0-

lm

ct

ASSESSED VALUATION	LOCAL GOVERNMENT RATE	LOCAL GOVERNMENT DEBT RATE	COMBINED LOCAL GOVERNMENT RATE	COMBINED OTHER SPECIAL DISTRICT RATE	COMBINED SCHOOL RATE	COMBINED COUNTY RATE	STATE RATE	TOTAL COMBINED UNIT RATE
\$ 28,822,750	1.1109	.1769	1.2878	-0-	.7500		.0500	2.0878
2,115,940	.1802	.7089	.8891	-0-	.7500	1.2878	.0500	2.9769
1,054,790	.1823	-0-	.1823	-0-	.7500	1.2878	.0500	2.2701
N/A	-0-	-0-	-0-	-0-				
N/A	-0-	-0-	-0-	-0-				
N/A	-0-	-0-	-0-	-0-				
28,822,750	.7500	-0-	.7500					
\$ 69,046,802	.6378	-0-	.6378	.0036	1.0000		.0500	1.6914
952,757	.0371	-0-	.0371	.0036	1.0000	.6378	.0500	1.7285
3,455,675	-0-	-0-	-0-	.0036	1.0000	.6378	.0500	1.6914
5,592,082	.0100	-0-	.0100	.0298	1.0000	.6378	.0500	1.7276
5,592,082	.0262	-0-	.0262	.0136	1.0000	.6378	.0500	1.7276
69,046,802	.0036	-0-	.0036					
69,046,802	.7500	.2500	1.0000					

ASSESSED VALUATION	LOCAL GOVERNMENT RATE	LOCAL GOVERNMENT DEBT RATE	COMBINED LOCAL GOVERNMENT RATE	COMBINED OTHER SPECIAL DISTRICT RATE	COMBINED SCHOOL RATE	COMBINED COUNTY RATE	STATE RATE	TOTAL COMBINED UNIT RATE
\$ 163,403,288	.3046	.0780	.3826	-0-	1.3850	.0500	.0500	1.8176
39,655,980	.4862	-0-	.4862	-0-	1.3850	.3826	.0500	2.3038
48,129,432	-0-	-0-	-0-	-0-	1.3850	.3826	.0500	1.8176
1,184,017	.1280	-0-	.1280	-0-	1.3850	.3826	.0500	1.9456
N/A	-0-	-0-	-0-	-0-	1.3850	.3826	.0500	1.8803
9,771,926	.0249	.0378	.0627	-0-	1.3850	.3826	.0500	1.8803
N/A	-0-	-0-	-0-	-0-	1.3850	.3826	.0500	1.8499
7,086,347	.0304	-0-	.0304	.0019	1.3850	.3826	.0500	1.8499
N/A	-0-	-0-	-0-	-0-	1.3850	.3826	.0500	1.8548
7,086,347	.0019	-0-	.0019	.0304	1.3850	.3826	.0500	1.8499
8,731,376	.0372	-0-	.0372	-0-	1.3850	.3826	.0500	1.8548
N/A	-0-	-0-	-0-	-0-	1.3850	.3826	.0500	1.8828
2,809,641	.0652	-0-	.0652	-0-	1.3850	.3826	.0500	1.8828
N/A	-0-	-0-	-0-	-0-	1.3850	.3826	.0500	1.8828
N/A	-0-	-0-	-0-	-0-	1.3850	.3826	.0500	1.8828
22,294,143	.0080	.1200	.1280	-0-	1.3850	.3826	.0500	1.9456
163,403,288	.7500	.6350	1.3850	-0-	1.3850	.3826	.0500	1.9456
\$ 66,623,847	.5808	-0-	.5808	.3000	1.3500	.5808	.0500	2.2808
1,917,023	-0-	-0-	-0-	.3000	1.3500	.5808	.0500	2.2808
14,146,620	-0-	-0-	-0-	.3000	1.3500	.5808	.0500	2.2808
1,477,260	-0-	-0-	-0-	.3000	1.3500	.5808	.0500	2.2808
N/A	-0-	-0-	-0-	-0-	1.3500	.5808	.0500	2.2808
66,623,847	.3000	-0-	.3000	-0-	1.3500	.5808	.0500	2.2808
1,917,023	-0-	-0-	-0-	-0-	1.3500	.5808	.0500	2.2808
66,623,847	.7500	.6000	1.3500	-0-	1.3500	.5808	.0500	2.2808

ASSESSED VALUATION	LOCAL GOVERNMENT RATE	LOCAL GOVERNMENT DEBT RATE	COMBINED LOCAL GOVERNMENT RATE	COMBINED OTHER SPECIAL DISTRICT RATE	COMBINED SCHOOL RATE	COMBINED COUNTY RATE	STATE RATE	TOTAL COMBINED UNIT RATE
\$ 45,527,613	.3285	.1427	.4712	-0-	.9103	.4712	.0500	1.4315
3,230,295	.7235	-0-	.7235	-0-	.9103	.4712	.0500	2.1550
2,251,936	.0953	-0-	.0953	.2776	.9103	.4712	.0500	1.8044
2,472,503	.0744	-0-	.0744	-0-	.9103	.4712	.0500	1.5059
1,980,261	.2792	-0-	.2792	.1224	.9103	.4712	.0500	1.8331
N/A	-0-	-0-	-0-	-0-	-0-	-0-	-0-	-0-
N/A	-0-	-0-	-0-	-0-	-0-	-0-	-0-	-0-
N/A	-0-	-0-	-0-	-0-	-0-	-0-	-0-	-0-
N/A	-0-	-0-	-0-	-0-	-0-	-0-	-0-	-0-
4,388,787	.0429	.2347	.2776	-0-	.9103	.4712	.0500	1.7091
2,136,851	.0429	.2347	.2776	.0953	.9103	.4712	.0500	1.8044
2,251,936	.0429	.2347	.2776	-0-	.9103	.4712	.0500	1.8044
N/A	-0-	-0-	-0-	-0-	-0-	-0-	-0-	-0-
3,936,326	.1224	-0-	.1224	-0-	.9103	.4712	.0500	1.5539
1,956,065	.1224	-0-	.1224	.2792	.9103	.4712	.0500	1.8331
1,980,261	.1224	-0-	.1224	-0-	.9103	.4712	.0500	1.8331
45,527,613	.7500	.1603	.9103	-0-	.9103	.4712	.0500	1.8331

st. 1

ASSESSED VALUATION	LOCAL GOVERNMENT RATE	LOCAL GOVERNMENT DEBT RATE	COMBINED LOCAL GOVERNMENT RATE	COMBINED OTHER SPECIAL DISTRICT RATE	COMBINED SCHOOL RATE	COMBINED COUNTY RATE	STATE RATE	TOTAL COMBINED UNIT RATE
\$ 178,476,243	.4572	-0-	.4572	-0-	1.7611	.0500	.0500	2.2683
14,772,569	-0-	-0-	-0-	-0-	1.7611	.4572	.0500	2.2683
40,593,601	.0511	-0-	.0511	.0541	1.7611	.4572	.0500	2.3735
999,169	.0184	-0-	.0184	.0413	1.7611	.4572	.0500	2.3280
103,877,567	.0006	-0-	.0006					
63,283,966	.0006	-0-	.0006					
61,849,209	.0006	-0-	.0006	.1096	1.7611	.4572	.0500	2.3785
1,434,757	.0006	-0-	.0006	.1096	1.7611	.4572	.0500	2.3785
40,593,601	.0006	-0-	.0006	.1046	1.7611	.4572	.0500	2.3735
61,849,209	-0-	-0-	-0-					
63,283,966	.1096	-0-	.1096					
61,849,209	.1096	-0-	.1096	.0006	1.7611	.4572	.0500	2.3785
1,434,757	.1096	-0-	.1096	.0006	1.7611	.4572	.0500	2.3785
36,843,158	.0386	-0-	.0386					
35,843,989	.0386	-0-	.0386	.0027	1.7611	.4572	.0500	2.3096
999,169	.0386	-0-	.0386	.0211	1.7611	.4572	.0500	2.3280
36,843,158	.0027	-0-	.0027					
40,593,601	.0535	-0-	.0535	.0517	1.7611	.4572	.0500	2.3735
12,877,391	.0704	-0-	.0704	.0078	1.7611	.4572	.0500	2.3465
12,877,391	.0078	-0-	.0078					
N/A	-0-	-0-	-0-					
178,476,243	.7500	1.0111	1.7611					

ASSESSED VALUATION	LOCAL GOVERNMENT RATE	LOCAL GOVERNMENT DEBT RATE	COMBINED LOCAL GOVERNMENT RATE	COMBINED OTHER SPECIAL DISTRICT RATE	COMBINED SCHOOL RATE	COMBINED COUNTY RATE	STATE RATE	TOTAL COMBINED UNIT RATE
\$ 70,053,941	.8449	-0-	.8449	-0-	.7950		.0500	1.6899
14,564,656	-0-	-0-	-0-	-0-	.7950	.8449	.0500	1.6899
232,947	-0-	-0-	-0-	-0-	.7950	.8449	.0500	1.6899
1,393,350	-0-	-0-	-0-	-0-	.7950	.8449	.0500	1.6899
N/A	-0-	-0-	-0-	-0-				
70,053,941	.7500	.0450	.7950					
\$ 285,331,897	.5572	.1066	.6638	-0-	1.1429		.0500	1.8567
6,960,753	.4690	-0-	.4690	-0-	1.1429	.6638	.0500	2.3257
14,625,120	.2761	1.0749	1.3510	-0-	1.1429	.6638	.0500	3.2077
4,569,340	.1876	.1532	.3408	-0-	1.1429	.6638	.0500	2.1975
1,506,156	.2977	-0-	.2977	-0-	1.1429	.6638	.0500	2.1544
107,566,896	.0523	.0028	.0551	.0042	1.1429	.6638	.0500	1.9160
11,749,736	.7000	.1564	.8564	-0-	1.1429	.6638	.0500	2.7131
27,950,681	.1242	-0-	.1242	-0-	1.1429	.6638	.0500	1.9809
N/A	-0-	-0-	-0-	-0-				
N/A	-0-	-0-	-0-	-0-				
107,566,896	.0042	-0-	.0042	-0-				
N/A	-0-	-0-	-0-	-0-				
N/A	-0-	-0-	-0-	-0-				
285,331,897	.7500	.3929	1.1429					

istrict

istrict

ASSESSED VALUATION	LOCAL GOVERNMENT RATE	LOCAL GOVERNMENT DEBT RATE	COMBINED LOCAL GOVERNMENT RATE	COMBINED OTHER SPECIAL DISTRICT RATE	COMBINED SCHOOL RATE	COMBINED COUNTY RATE	STATE RATE	TOTAL COMBINED UNIT RATE
\$ 77,000,490	.5262	-0-	.5262	-0-	1.0700	.0500	.0500	1.6462
6,541,406	.4369	.3000	.7369	-0-	1.0700	.5262	.0500	2.3831
N/A	-0-	-0-	-0-	-0-				
N/A	-0-	-0-	-0-	-0-				
N/A	-0-	-0-	-0-	-0-				
77,000,490	.7500	.3200	1.0700	-0-	.9400	.6870	.0500	1.6770
\$ 38,821,974	.6870	-0-	.6870	-0-	.9400	.6870	.0500	1.6770
1,911,895	-0-	-0-	-0-	-0-	.9400	.6870	.0500	1.6770
6,264,824	-0-	-0-	-0-	-0-	.9400	.6870	.0500	1.6770
N/A	-0-	-0-	-0-	-0-				
19,786,086	.0006	-0-	.0006	-0-	.9400	.6870	.0500	1.6776
38,821,974	.7500	.1900	.9400	-0-	.9400	.6870	.0500	1.6776

ASSESSED VALUATION	LOCAL GOVERNMENT RATE	LOCAL GOVERNMENT DEBT RATE	COMBINED LOCAL GOVERNMENT RATE	COMBINED OTHER SPECIAL DISTRICT RATE	COMBINED SCHOOL RATE	COMBINED COUNTY RATE	STATE RATE	TOTAL COMBINED UNIT RATE
\$ 3,095,037,418*	.3744	.0160	.3904	.0006(A)	1.0400		.0500	1.4810
1,567,446,305*	.1048	.1011	.2059	.0006(A)	1.0400	.3904	.0500	1.6869
			.2059	.0009(B)	1.0400	.3904	.0500	1.6872
	.1543	.3154	.4697	.0043(C)	1.0400	.3904	.0500	1.6906
538,674,225*			.4697	.0006(A)	1.0400	.3904	.0500	1.9507
555,456	-0-	-0-	-0-	.0009(B)	1.0400	.3904	.0500	1.9510
3,095,032,418*	.0006	-0-	.0006	.2809(b)	1.0400	.3904	.0500	1.7613
11,291,999	.0086	-0-	.0086					
332,502	-0-	-0-	-0-	.3887(c)	1.0400	.3904	.0500	1.8777
3,488,034	.2268	.3273	.5541	.0006(A)	1.0400	.3904	.0500	1.4810
			.5541	.2412(G)	1.0400	.3904	.0500	2.2757
360,089,041	.0276	-0-	.0276	.2449(a)	1.0400	.3904	.0500	2.2794
135,549,147	.0037	-0-	.0037	.3887(c)	1.0400	.3904	.0500	1.8967
			.0037	.2065(F)	1.0400	.3904	.0500	1.6906
			.0037	.2412(G)	1.0400	.3904	.0500	1.7253
			.0037	.2412(H)	1.0400	.3904	.0500	1.7253
			.0037	.7953(I)	1.0400	.3904	.0500	2.2794
			.0037	.2772(J)	1.0400	.3904	.0500	1.7613
			.0037	.0006(K)	1.0400	.3904	.0500	1.4847
373,341,274	.3881	-0-	.3881	.0006(A)	1.0400	.3904	.0500	1.8691
			.3881	.0092(D)	1.0400	.3904	.0500	1.8777
			.3881	.0282(E)	1.0400	.3904	.0500	1.8967
13,030,164	.1476	-0-	.1476	.0006(A)	1.0400	.3904	.0500	1.6286
46,347,703	-0-	1.9510	1.9510	-0-	-0-	-0-	-0-	1.9510
60,517,062	1.6872	-0-	1.6872	-0-	-0-	-0-	-0-	1.6872

er adjusted for pending equalization appeals.

verlapping rates.

	ASSESSED VALUATION	LOCAL GOVERNMENT RATE	LOCAL GOVERNMENT DEBT RATE	COMBINED LOCAL GOVERNMENT RATE	COMBINED OTHER SPECIAL DISTRICT RATE	COMBINED SCHOOL RATE	COMBINED COUNTY RATE	STATE RATE	TOTAL COMBINED UNIT RATE
ict	100,638,134	.2406	-0-	.2406	.0006(A)	1.0400	.3904	.0500	1.7216
					.0009(B)	1.0400	.3904	.0500	1.7219
					.0006(L)	1.0400	.3904	.0500	1.7216
					.0009(M)	1.0400	.3904	.0500	1.7219
					.5547(N)	1.0400	.3904	.0500	2.2757
					.0043(C)	1.0400	.3904	.0500	1.7253
					.0043(O)	1.0400	.3904	.0500	1.7253
					.5584(P)	1.0400	.3904	.0500	2.2794
					.2775(Q)	1.0400	.3904	.0500	1.7579
Dist.	16,496,228	-0-	-0-	-0-	.0006(A)	1.0400	.3904	.0500	2.0152
istrict	39,917,826	.0562	.4780	.5342	.2775(Q)	1.0400	.3904	.0500	2.2921
					-0-				
					.0006(A)	1.0400	.3904	.0500	1.7576
					.0009(B)	1.0400	.3904	.0500	1.7579
					.0006(L)	1.0400	.3904	.0500	1.7576
					.0009(M)	1.0400	.3904	.0500	1.7579
					.5351(R)	1.0400	.3904	.0500	2.2921
					.0043(C)	1.0400	.3904	.0500	1.7613
					.1482(S)	1.0400	.3904	.0500	1.9052
					.0043(T)	1.0400	.3904	.0500	1.7613
					.0009(U)	1.0400	.3904	.0500	1.7579
					.2065(F)	1.0400	.3904	.0500	1.6872
					.4703(V)	1.0400	.3904	.0500	1.9510
					.2412(G)	1.0400	.3904	.0500	1.7219
					.2412(H)	1.0400	.3904	.0500	1.7219
					.2772(J)	1.0400	.3904	.0500	1.7579
					.2772(W)	1.0400	.3904	.0500	1.7579
					.8114(X)	1.0400	.3904	.0500	2.2921
					.2772(Y)	1.0400	.3904	.0500	1.7579
er Basin	2,193,937,973	.0003	-0-	.0003					

ASSESSED VALUATION	LOCAL GOVERNMENT RATE	LOCAL GOVERNMENT DEBT RATE	COMBINED LOCAL GOVERNMENT RATE	COMBINED OTHER SPECIAL DISTRICT RATE	COMBINED SCHOOL RATE	COMBINED COUNTY RATE	STATE RATE	TOTAL COMBINED UNIT RATE
36,080,987	-0-	-0-	-0-	.2412(G) .2415(Z) .2449(a) .2772(J) .2775(Q)	1.0400 1.0400 1.0400 1.0400 1.0400	.3904 .3904 .3904 .3904 .3904	.0500 .0500 .0500 .0500 .0500	1.7216 1.7219 1.7253 1.7576 1.7579
3,095,037,418*	.7500	.2900	1.0400					

of \$46,347,703 (Redevelopment Agency - Sparks) excluded from Washoe County, Sparks and Washoe County

of \$60,517,063 (Reno Increment District) excluded from Washoe County, Reno and Washoe County Schools.

EXAMPLES OF OVERLAPPING RATES - WASHOE COUNTY

DISTRICT CODE
(See Code Number)

- A. 4
- B. 4 + 16
- C. 4 + 9
- D. 4 + 5
- E. 4 + 8
- F. 4 + 1
- G. 4 + 12
- H. 4 + 12 + 17
- I. 4 + 12 + 7
- J. 4 + 15
- K. 4 + 3
- L. 4 + 17
- M. 4 + 17 + 16
- N. 4 + 7
- O. 4 + 9 + 17
- P. 4 + 7 + 9
- Q. 4 + 15 + 16
- R. 4 + 14 + 16
- S. 4 + 11
- T. 4 + 3 + 9
- U. 4 + 13 + 16
- V. 4 + 2
- W. 4 + 15 + 17
- X. 4 + 14 + 15
- Y. 4 + 13 + 15
- Z. 4 + 12 + 16
- a. 4 + 9 + 12
- b. 4 + 9 + 15
- c. 4 + 10

OVERLAPPING RATES EXAMPLE

B = .0006 + .0003 = .0009 or 4 + 16 composed of
Carson Truckee Water Conservancy (4) at .0006 plus
Truckee Meadows Underground Water (16) at .0003

SPECIFIC DISTRICT RATES WHICH MAY BE COMBINED

CODE NUMBER	ENTITY	ENTITY RATE
1.	Reno	.2059
2.	Sparks	.4697
3.	Black Springs General Improvement District	-0-
4.	Carson Truckee Water Conservancy	.0006
5.	Crystal Bay General Improvement District	.0086
6.	Gerlach General Improvement District	-0-
7.	Horizon Hills General Improvement District	.5541
8.	Incline Village General Improvement District	.0276
9.	Lemmon Valley Underground Water	.0037
10.	North Lake Tahoe Fire District	.3881
11.	Palomino Valley General Improvement District	.1476
12.	Sierra Forest Fire Protection District	.2406
13.	South Truckee Meadows General Improvement District	-0-
14.	Sun Valley Water and Sanitation	.5342
15.	Truckee Meadows Fire Protection District	.2766
16.	Truckee Meadows Underground Water	.0003
17.	Verdi TV District	-0-

ASSESSED VALUATION	LOCAL GOVERNMENT RATE	LOCAL GOVERNMENT DEBT RATE	COMBINED LOCAL GOVERNMENT RATE	COMBINED OTHER SPECIAL DISTRICT RATE	COMBINED SCHOOL RATE	COMBINED COUNTY RATE	STATE RATE	TOTAL COMBINED UNIT RATE
\$ 72,808,882	.3913	.0679	.4592	-0-	.7500	.4592	.0500	1.2592
21,164,708	.2784	-0-	.2784	-0-	.7500	.4592	.0500	1.5376
578,537	.0531	-0-	.0531	-0-	.7500	.4592	.0500	1.3123
2,669,400	.2534	-0-	.2534	-0-	.7500	.4592	.0500	1.5126
841,771	.6145	-0-	.6145	-0-	.7500	.4592	.0500	1.8737
N/A	-0-	-0-	-0-	-0-				
N/A	-0-	-0-	-0-	-0-				
N/A	-0-	-0-	-0-	-0-				
72,808,882	.7500	-0-	.7500					

PART III

NONAD VALOREM DISTRICT BUDGET SUMMARIES

are 123 Special Districts recorded with the Department of Taxation; 104 may levy an Valorem tax rate and are listed in Part II. Herein are listed 15 districts, 11 of which by either assessments or special levies such as the room tax and 4 which are inactive.

1983-84 Fund Requirement

Special District

1983-84 Fund Requirement

<u>Lander</u>		
Battle Mountain St. Improvement District	\$ 923,470	Inactive
Lander County Fair & Recreation Board		\$ 110,362
<u>Pershing</u>		
Pershing County Fair & Recreation Board	\$ 47,023,905	\$ 84,936
<u>Washoe</u>		
Regional Transportation Commission-Citifare	\$ 1,291,465	\$ 14,109,810
Reno-Sparks Convention Authority		30,593,500
Hualapai Watershed & Flood Prevention		Inactive
Wadsworth Water District		Inactive
Washoe County Airport Authority	\$ 481,579	28,696,618
<u>White Pine</u>		
White Pine County Fair & Recreation Board		\$ 125,940

ESTIMATED AD VALOREM TAX DISTRIBUTION FOR 1983-84

ASSESSED VALUE	SCHOOLS	COUNTIES	TOTAL CITIES	TOTAL TOWNS	TOTAL SPECIAL DISTRICTS	TOTAL STATE	TOTAL
\$ 370,491,152	\$ 3,708,616	\$ 1,739,085	\$ -0-	\$ -0-	\$ 21,701	\$ 185,246	\$ 5,654,648
122,354,541	1,211,310	321,915	96,971	-0-	734	61,177	1,692,107
5,643,488,564	62,366,192	46,801,451	10,854,355	7,861,433	4,883,725	2,821,744	135,588,900
519,315,367	5,556,674	1,819,681	-0-	142,981	2,025,219	259,658	9,804,213
260,518,684	2,318,616	1,065,000	303,909	173,461	255,749	130,259	4,246,994
28,822,750	216,171	371,179	-0-	20,736	-0-	14,411	622,497
69,046,802	690,468	440,381	-0-	353	4,510	34,523	1,170,235
163,403,288	2,263,136	625,181	192,807	-0-	43,548	81,702	3,206,374
66,623,847	899,422	386,951	-0-	-0-	199,872	33,312	1,519,557
45,527,613	414,438	214,526	23,371	9,515	17,001	22,764	701,615
178,476,243	3,143,145	815,993	-0-	20,743	117,170	89,238	4,186,289
70,053,941	556,929	591,886	-0-	-0-	-0-	35,027	1,183,842
285,331,897	3,261,058	1,894,033	32,646	412,250	4,518	142,666	5,747,171
77,000,490	823,905	405,177	48,204	-0-	-0-	38,500	1,315,786
38,821,974	364,927	266,707	-0-	-0-	119	19,411	651,164
3,095,037,418	32,188,389	12,083,026	5,757,525	-0-	5,244,153	1,547,519	56,820,612
72,808,882	546,067	334,338	58,923	12,244	-0-	36,404	987,976
\$ 11,107,123,453	\$ 120,529,463	\$ 70,176,510	\$ 17,368,711	\$ 8,653,716	\$ 12,818,019	\$ 5,553,561	\$ 235,099,980
	51.27%	29.85%	7.39%	3.68%	5.45%	2.36%	100.00%

